

BANGLADESH

India



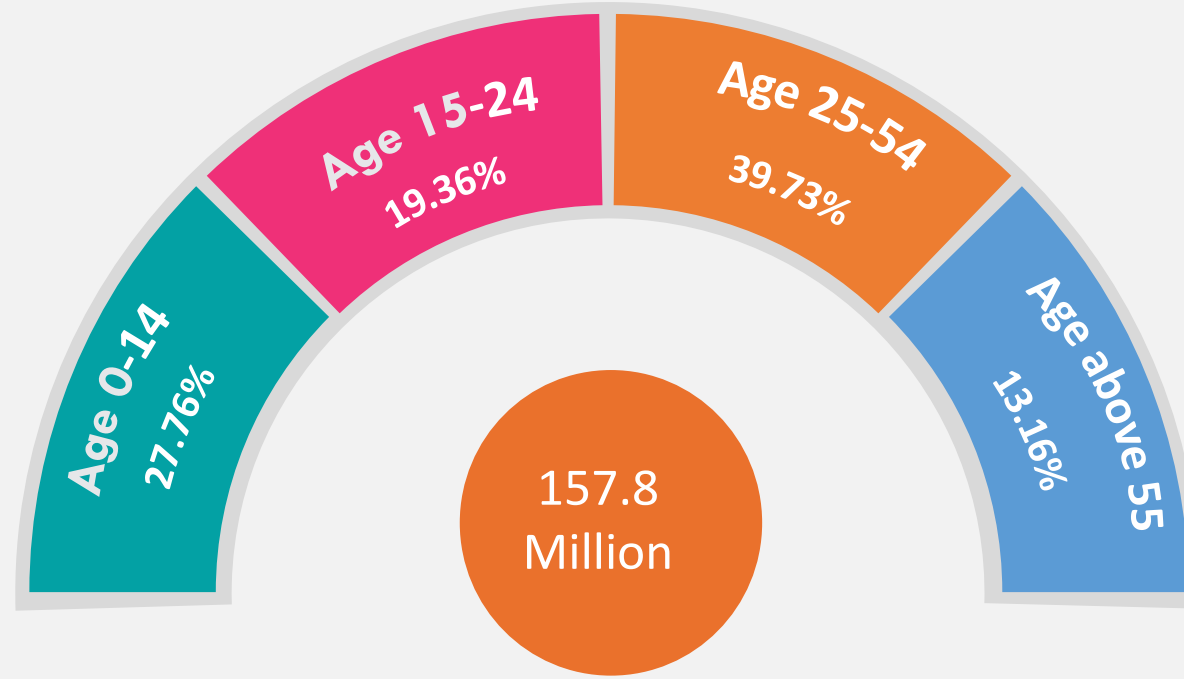
Bangladesh (148, 460 Sq km)



Myanmar



TOTAL POPULATION



Potential Products

Trade Scenario

Economy



Demographic

Geographic



80 percent of exports from Garments



Garments exports (surpassing USD 34 billion in 2017) and remittances (USD 12591 million)



GDP per capita national income is USD 1,544 and above



Economy



Demographic



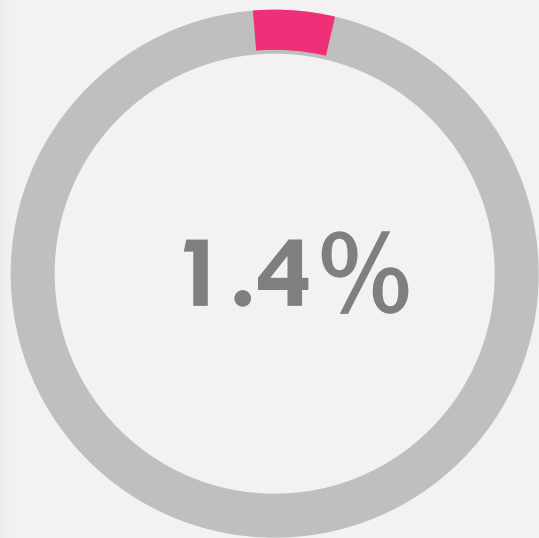
Geographic

GDP GROWTH OVER THE YEARS

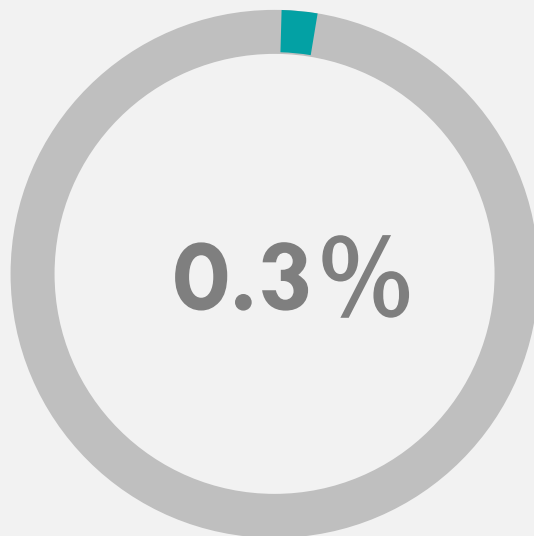


Source : World Economic Outlook 2018, IMF

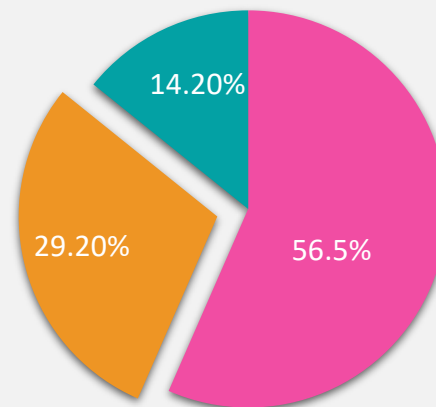
GDP SHARE



**Emerging and
developing Asia**



World



**GDP Composition by
Sector**

■ services

■ Industry

■ agriculture



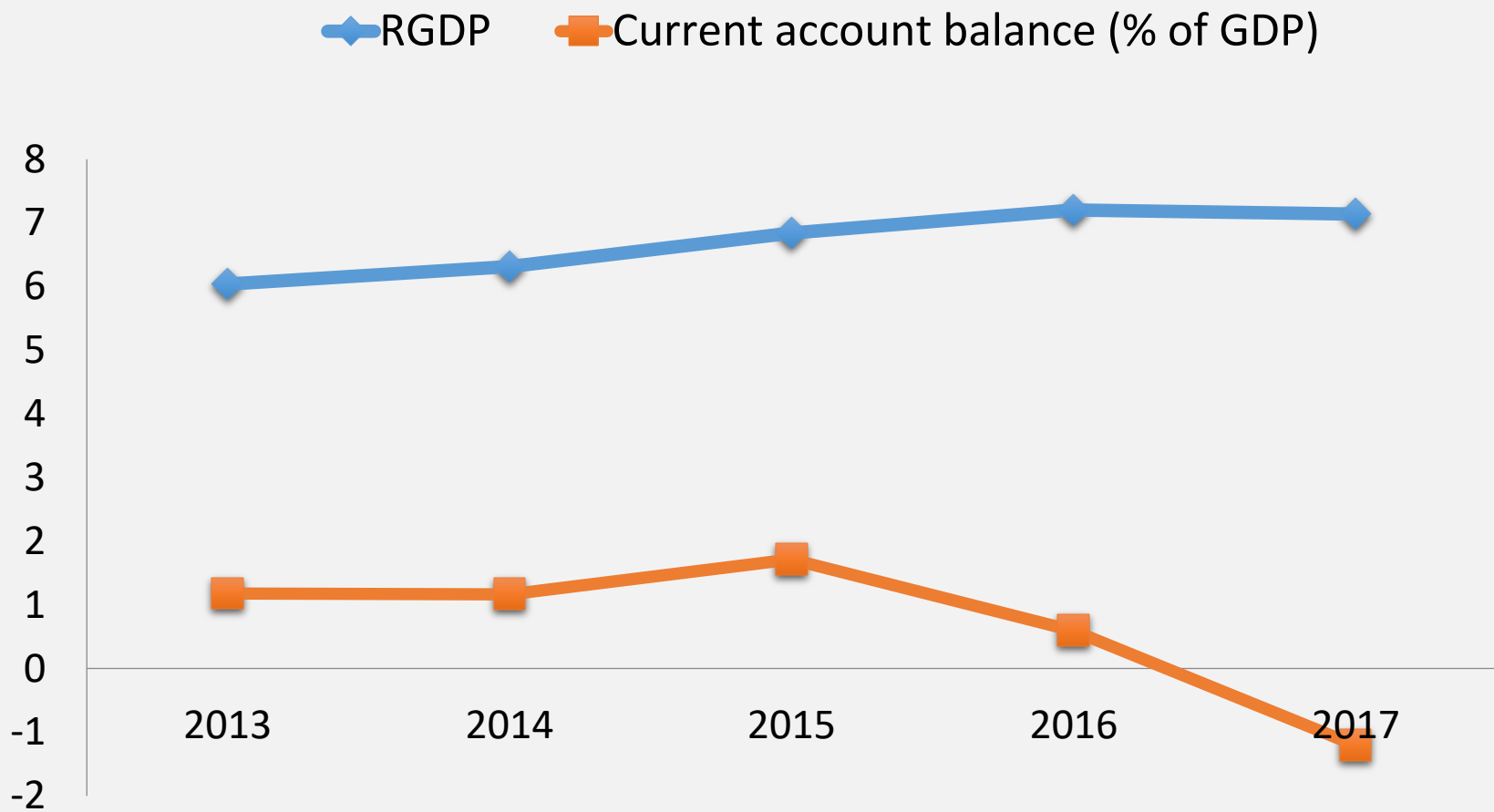
Potential Products

Trade Scenario

Economy

Demographic

Geographic




Economy

Demographic

Geographic

RMG exports and Bangladesh Economy



2013

2014

2015

2016

2017

Source: Bangladesh garments manufacturers and exporters association

Potential Products

Trade Scenario



Economy

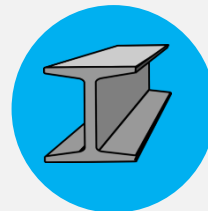
Demographic

Geographic


IMPORT PROFILE-Bangladesh (2017)

2017
USD 47.7 Billions

cotton
12.4%



Cereals
4.46%



Mineral
fuels
6.32%

Machinery
12.2%

Iron and Steel
4.42%

Trade Scenario

Economy

Demographic

Geographic

EXPORT PROFILE-PAKISTAN (2017)



EXPORT PARTNERS (2017)



Germany (15.03%)
Articles of Apparel
knitted not
knitted, footwear,
fish, articles of
leather



USA (14.5%)
Articles of Apparel
knitted not knitted,
headgear, footwear,
fish, articles of
leather and prepared
feathers



Pakistan
(0.18%)
other vegetables textile
fibre (jute), ships
structure, coffee tea,
inorganic chemicals



U.K (8.7%)
Articles of Apparel
knitted not knitted,
rags, headgear,
footwear, fish and
bicycles not
motorised



Spain (6.8%)
Articles of Apparel,
rags, headgear,
footwear, furniture
bedding, raw hides



France
(6.8%)
Articles of Apparel knitted
not knitted,
rags, headgear,
footwear, fish ,
toys



Trade Scenario

Economy

Demographic

Geographic

Potential Products

IMPORT PARTNERS



China
(31.8%)
Cotton, Machinery, man made staples fibres, mineral fuels, iron and steel



Singapore
(6%) **mineral fuels, machinery electric and mechanical, gems and jewellery, tanning and dyeing extracts**



Japan
(3.6%)
iron and steel, vehicles, machinery electric and mechanical, medical instruments



India
(15%) **cotton machinery, mechanical appliances, cereals, man made staple fibres, mineral fuels, electrical machinery, vehicles**



Pakistan
(1.3%)
Cotton, Raw hides, Machinery, Cereals, Man made staples, Plastics, worn clothes, tanning and dyeing extracts



Brazil (3.3%)
Sugar and sugar confectionery, cereals, cotton, animals and vegetable oils, iron and steel

Trade Scenario

Economy

Demographic

Geographic

BILATERAL TRADE

Year	Pakistan exports to Bangladesh	Pakistan Imports from Bangladesh	Trade Volume	Trade Balance
Figure in USD million				
2013	718.382	57.264	775.646	661.118
2014	687.641	60.697	748.338	626.944
2015	700.567	60.25	760.817	640.317
2016	656.16	48.598	704.758	607.562
2017	646.404	71.891	718.30	574.51

Source: ITC, Trade Map

MONTHLY SCEANRIO

JUNE-JULY	Exports	Imports	Trade Balance
Figures in USD million			
2015-16	693.077	50.675	642.402
2016-17	624.964	59.695	565.269
2017-18	732.812	77.484	655.328
Source: PBS			

PAKISTAN'S MAJOR EXPORTS TO BANGLADESH

01 Cotton
(84.5%)

02 Raw Hides and Skins
(3.5%)

03 mechanical appliances
(2.39%)

04 Cereals
(1.8%)

05 Man made staple fibres
(0.8%)

06 Plastics
(0.7%)

07 Worn clothes
(0.5%)

08 Tanning and dyeing extracts
(0.4%)

09 Edible fruits and nuts
(0.2%)

10 Cutlery spoons and forks
(0.2%)

PAKISTAN'S MAJOR IMPORTS FROM BANGLADESH

01 Jute and other textile
(68.1%)

04 Black fermented tea
(3.2%)

02 Vessels and floating structure
(7.8%)

05 Man made staple fibres
(0.8%)

03 Tobacco
(4.3%)

06 Garnetted stock of cotton
(0.7%)


Trade Scenario

Economy

Demographic

Geographic

POTENTIAL PRODUCTS: METHODOLOGY



100630: Semi-milled or wholly milled rice, whether or not polished or glazed



Pakistan's
Export to
\$ 11.5 Million

Pakistan's
Total Exports
\$1.5 Billion

Bangladesh's
Total Import
\$606.7 Million

Share in
Bangladesh's
total imports
1.7%

Potential Products

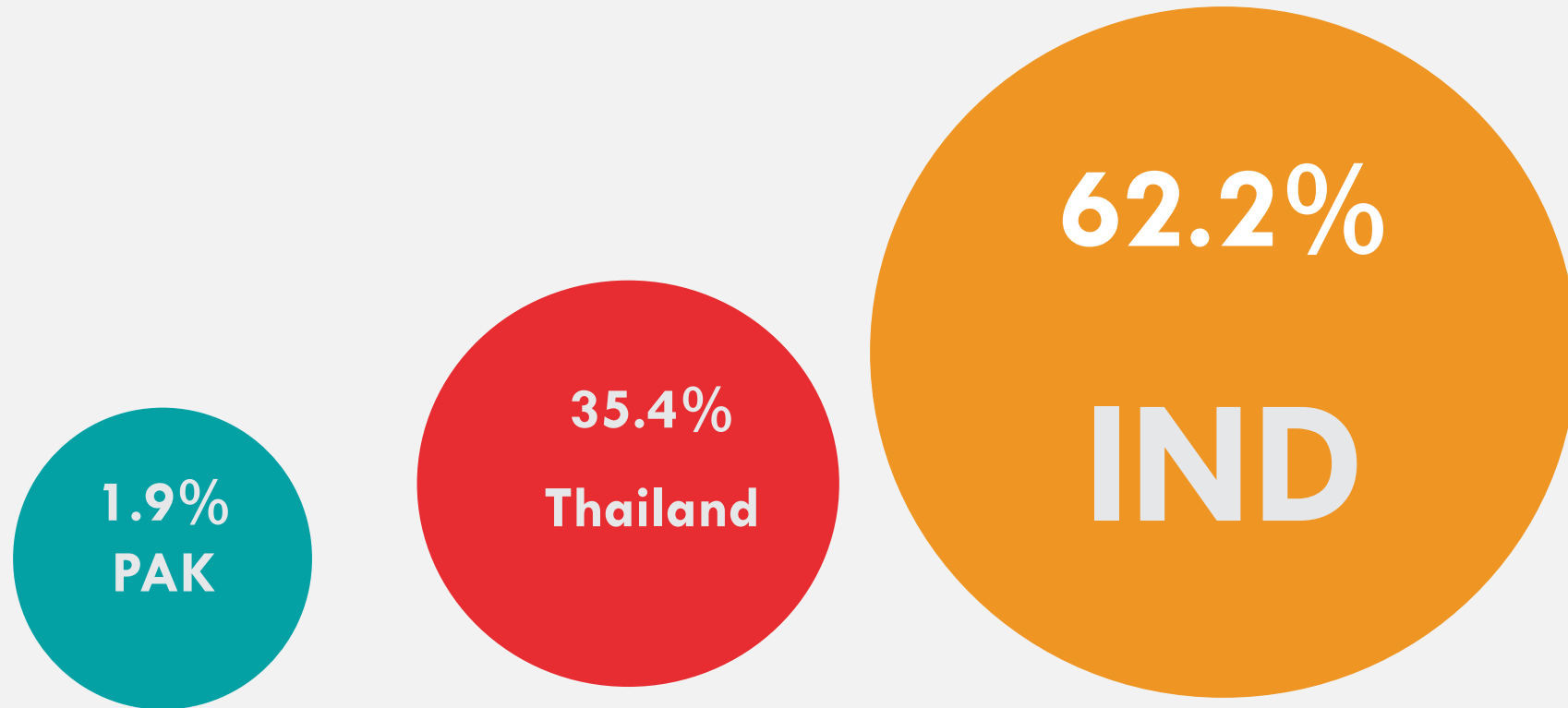
Trade Scenario

Economy

Demographic

Geographic

100630: Semi-milled or wholly milled rice, whether or not polished or glazed



Competitors Trade Scenario

India	Thailand	Pakistan	Indonesia
Unit value (USD/ton)			
407	390	443	938
Average tariff			
10	10	10	10
Ease of doing business ranking			
100	26	147	72
Source : ITC, Trade map.			



Product: 271019 Medium oils and preparations, of petroleum or bituminous minerals, not containing biodiesel,

Pakistan's export to Bangladesh
\$ 0.012 Million

Pakistan's total exports
\$142.8 million

Bangladesh's total import
\$2.6 billion

Share in Bangladesh's total imports
0%

Potential Products

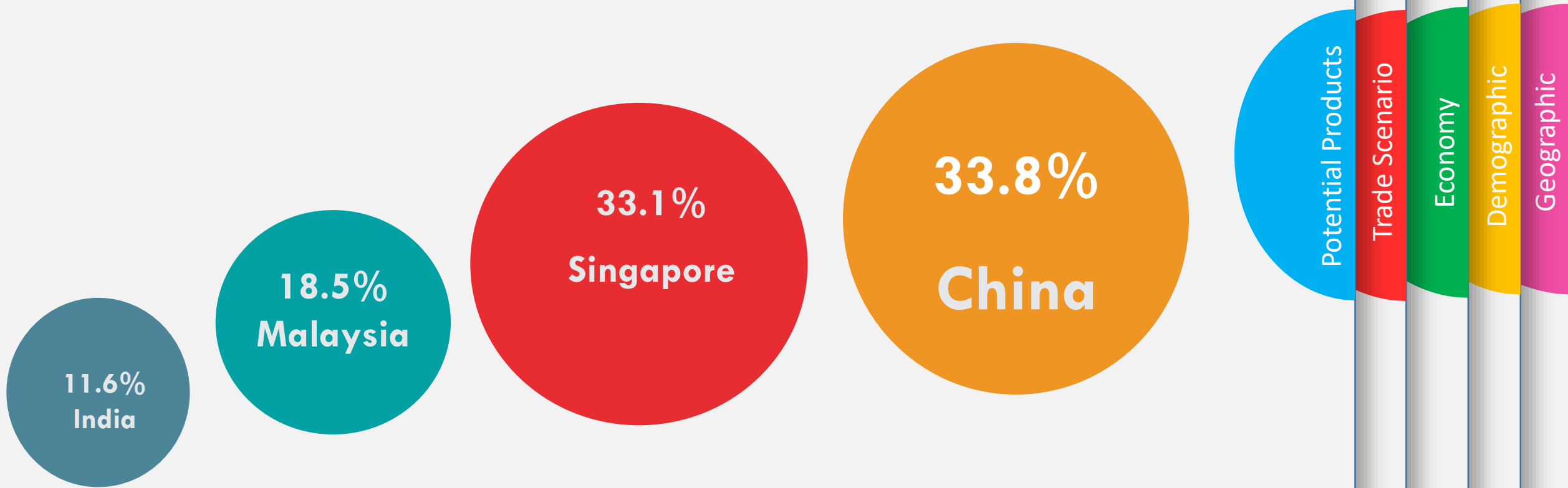
Trade Scenario

Economy

Demographic

Geographic

Product: 271019 Medium oils and preparations, of petroleum or bituminous minerals, not containing biodiesel..

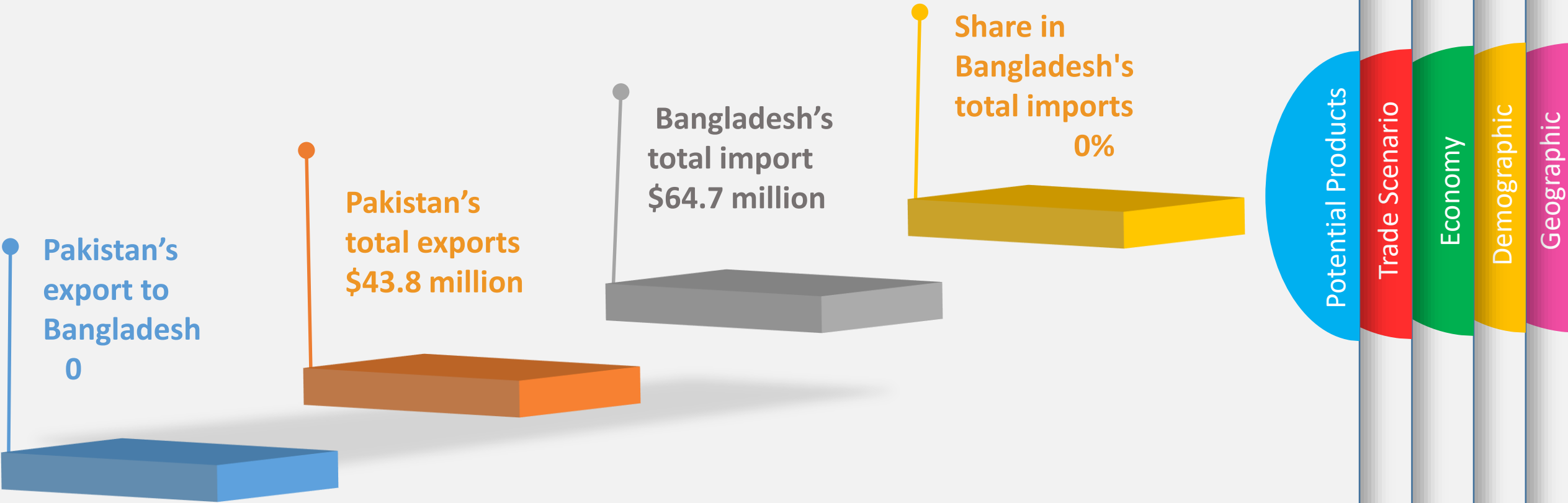


Competitors Trade Scenario

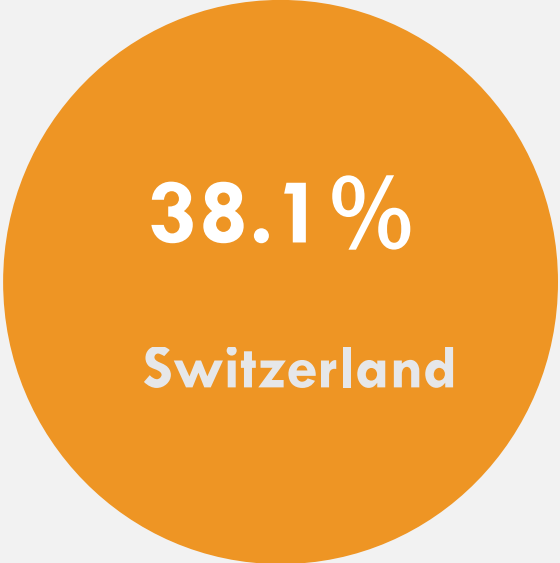
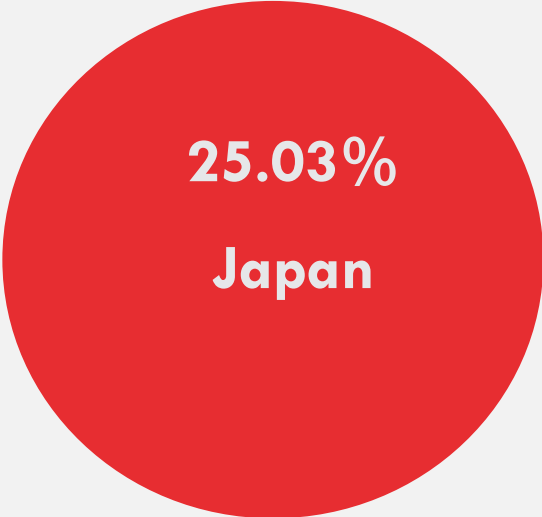
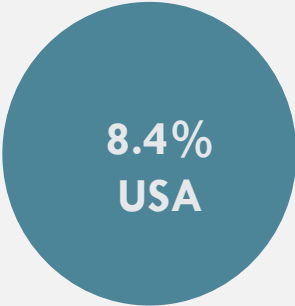
India	China	Singapore	Malaysia
Unit value (USD/ton)			
568	495	600	415
Average tariff			
15.8	15.8	15.8	15.8
Ease of doing business ranking			
100	78	2	24
Source : ITC, Trade map			



Product: 841199 Parts of gas turbines



Product: 841199 Parts of gas turbines

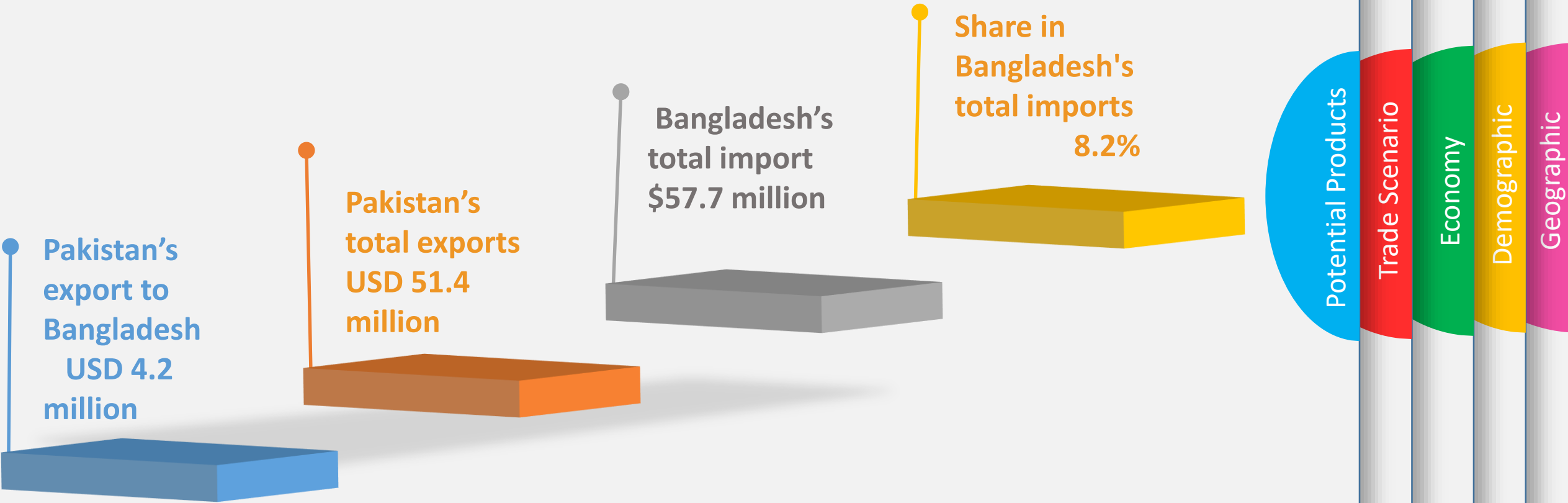


Competitors Trade Scenario

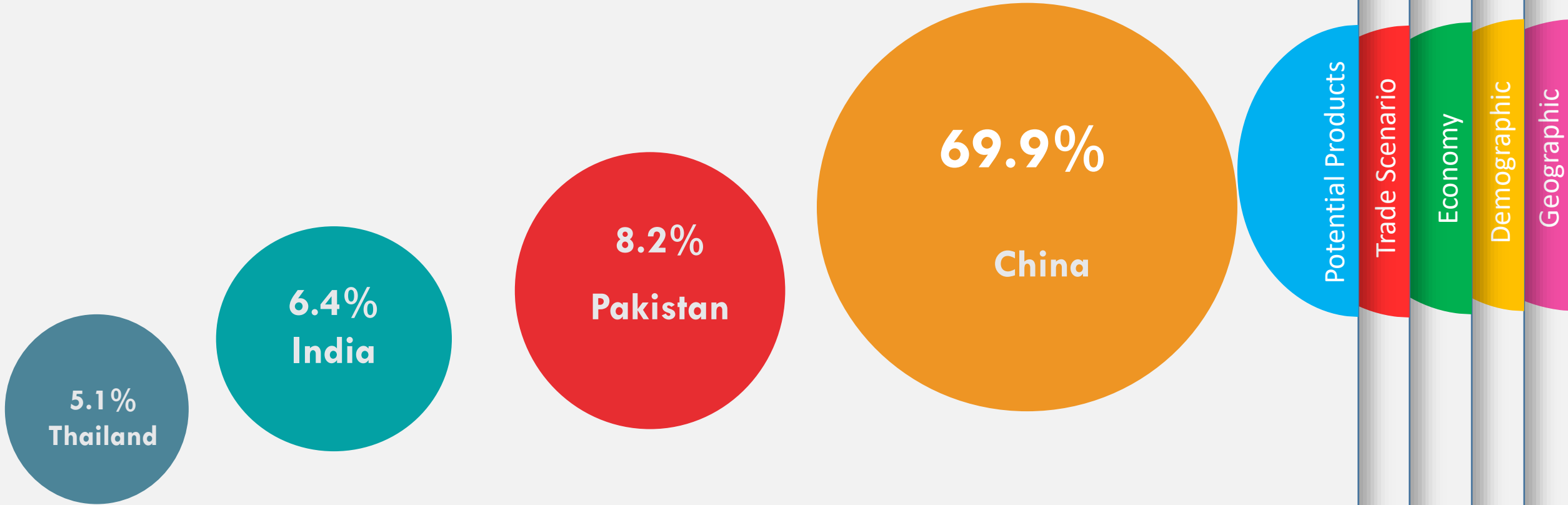
Switzerland	Japan	China	USA
Unit value (USD /ton)			
304,568	34,116	5,564	-
Average tariff			
1	1	1	1
Ease of doing business ranking			
33	34	78	6
Source : ITC, Trade map.			



Product: 521031 Plain woven fabrics of cotton, containing predominantly, but < 85% cotton by weight



**Product: 521031 Plain woven fabrics of cotton,
containing predominantly, but < 85% cotton by weight**



Competitors Trade Scenario

China	Pakistan	India	Thailand
Unit value (USD /ton)			
10153	943	1887	6976
Average tariff			
25	5	5	25
Ease of doing business ranking			
78	147	100	26
Source : ITC, Trade map			



Product: 330499 Beauty or make-up preparations and preparations for the care of the skin (other than medicaments), incl. sunscreen or suntan preparations

Pakistan's export to Bangladesh
USD 0.43 million

Pakistan's total exports
USD 8.9 million

Bangladesh's total import
\$ 16.9 million

Share in Bangladesh's total imports
2.6 %

Potential Products

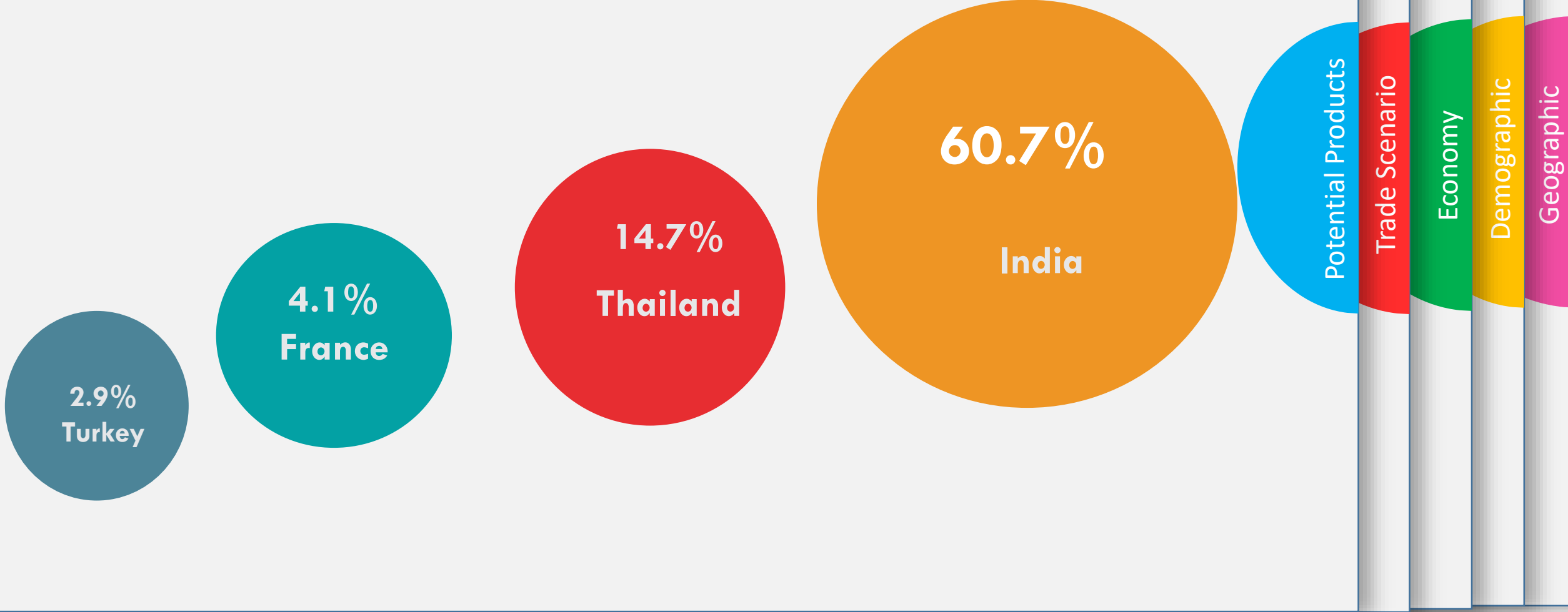
Trade Scenario

Economy

Demographic

Geographic

Product: 330499 Beauty or make-up preparations and preparations for the care of the skin (other than medicaments), incl. sunscreen or suntan preparations



Competitors Trade Scenario

India	Thailand	France	Pakistan
Unit value (USD /ton)			
4,689	3,533	15,705	5,450
Average tariff			
25	25	25	25
Ease of doing business ranking			
100	26	31	147
Source : ITC, Trade map			



Thank You