



2021

*Performance of China-Pakistan Free Trade  
Agreement Phase-II  
Export Analysis of Pakistan 2021*

Afshan Uroos  
Assistant Manager  
Trade Development Authority of Pakistan  
9/9/2021

## **DISCLAIMER**

The findings, interpretations and conclusions expressed do not necessarily reflect the views of the Board of Directors, Chief Executive, and Secretary of the Trade Development Authority of Pakistan. Any conclusion based on the data from Electronic Data Exchange (EDE), Pakistan Bureau of Statistics (PBS), Trade Statistics of PRAL and Trade Map (ITC) are the responsibility of the author(s) and do not necessarily reflect the opinion of the organizations. Although every effort has been made to cross-check and verify the authenticity of the data. Trade Development Authority of Pakistan (TDAP), or the author(s), do not guarantee the data included in this work. All data and statistics used are correct as of 6<sup>th</sup> September 2021 and may be subject to change. The report on CPFTA-II is published for the awareness of the exporters of Pakistan. Individuals outside the organization are not allowed to publish the reported analysis without prior permission of the Authority.

For any queries or feedback regarding this publication, please contact at [afshan.uroos@tdap.gov.pk](mailto:afshan.uroos@tdap.gov.pk).

## CONTENTS

1. Introduction:.....	7
2. Pakistan-China Bilateral Trade Overview .....	8
3. Early Harvest Program (EHP).....	9
4. China Pakistan Free Trade Agreement Phase - I.....	10
5. CPFTA Phase - II .....	12
6. Different Clauses Under the CPFTA-II Framework.....	14
6.1 Market Access:.....	14
6.2 Protected Tariff Lines:.....	14
6.3 Safeguard Measures:.....	15
6.4 Electronic Data Exchange: .....	15
6.5 Balance of Payment .....	15
7. Categories.....	16
7.1 A-0 .....	16
7.2 A-7 .....	16
7.3 A-15.....	16
7.4 MOP1 customs .....	16
7.5 MOP2 .....	17
7.6 C1 .....	17
7.7 C2 .....	17
8. Tariff Description of 313 Tariff Lines & Utilization Rate.....	17
9. Quantitative Analysis of CPFTA-II – Utilization Rate .....	18
9.1 Pakistan Exports to China 2020 (gross) -US\$ million.....	18
9.2 Utilization rate of CPFTA-II.....	19
9.3 Utilization Rate of CPFTA.....	19
9.4 Pakistan’s Exports to China – via Port Qasim.....	19
9.5 Pakistan’s Exports to China – via Karachi Port.....	20
10. CPFTA – II Analysis of highly prioritized 313 Tariff Lines.....	20
11. Conclusion.....	21
12. Recommendations .....	22

## **LIST OF ABBREVIATIONS**

<b>CPFTA</b>	China Pakistan Free Trade Agreement
<b>COVID-19</b>	Corona Virus disease of 2019
<b>NTB</b>	Non Tariff Barrier
<b>WTO</b>	World Trade Organization
<b>EDE</b>	Electronic Data Exchange
<b>MOC</b>	Ministry of Commerce
<b>HS</b>	Harmonized Codes
<b>MFN</b>	Most Favored Nation
<b>ITC</b>	International Trade Centre
<b>TBT</b>	Technical Barrier to Trade
<b>TLs</b>	Tariff Lines
<b>TRM</b>	Tariff Reduction Modalities
<b>SPS</b>	Sanitary and Phyto Sanitary
<b>FTA</b>	Free Trade Agreement
<b>JV</b>	Joint venture
<b>GDP</b>	Gross Domestic Product
<b>YoY</b>	Year- On- Year

## **List of Tables**

Table 1: Pakistan-China Bilateral Trade Statistics	Page 8
Table 2: Tariff Elimination Schedule of CPFTA-I	Page 10
Table 3: Tariff Elimination Schedule of CPFTA-II	Page 13
Table 4: Tariff Reduction Modality in CPFTA-II	Page 16
Table 5: Summary of 313 Tariff Lines	Page 18
Table 6: Pakistan Exports to China 2020 (gross) -US\$ million	Page 19
Table 7: Utilization Rate of CPFTA via Port Qasim	Page 19
Table 8: Utilization of Tariff Lines at Karachi Port	Page 20
Table 9: Sectoral composition of Utilization rate	Page 21

## **Executive Summary**

Pakistan and China are members of World Trade Organization (WTO) since 1st January 1995 and 11 December 2001, respectively. Pakistan and China have strong economic and trade relationship in the region. The Free Trade Agreement (FTA) of Pakistan and China is significant on several levels. Primarily, it establishes the long-lasting trade association among Pakistan and China. From the last decades, both countries have remained significant trade partners. Both nations have been involved in different FTAs with other economies as well. China maintains 16 Free Trade Agreements (FTAs) with its trade and investment partners and is negotiating or implementing an additional eight FTAs. China's FTA partners are ASEAN, Singapore, Pakistan, New Zealand, Chile, Peru, Costa Rica, Iceland, Switzerland, Maldives, Mauritius, Georgia, Korea, Australia, Hong Kong, and Macao. While Pakistan maintains three FTAs with its trade partners - China, Malaysia and Sri Lanka.

The Phase-1 of CPFTA was signed on 24th November 2006 and became operational in November 2007. Nevertheless, there has been little improvement to attain the benefits from Pakistan-China FTA. It was observed at different fora for providing preferential access of Chinese products into Pakistan. The local industry of Pakistan also raised concerns on various occasions regarding Pakistan-China FTA. In this scenario, it was important to scrutinize the impact of Pakistan-China FTA on the national economy and identify the sectors wherein an elimination of trade tariff might result in mutual benefit and maximization of return from this FTA. In this regard, Government of Pakistan started negotiations for Pakistan China Free Trade Agreement Phase -II from 2012. The Phase-II of CPFTA was concluded in April 2019 in China.

The implementation of CPFTA-II started from January 2020. Under Phase-II, Pakistan has secured enhanced and deeper cooperation on products of its export interest, revision of safeguard mechanism for protection of the domestic industry to maximum 23 years against the import surge, inclusion of the Balance-of-Payment clause as a safety valve against balance of payment difficulties and an effective enforcement of the electronic data exchange in order to avoid misdeclaration and under invoicing of trade shipments.

Under CPFTA Phase-II, China will immediately eliminate tariff on 313 tariff lines of Pakistan's export interest, giving treatment at par with ASEAN. These 313-tariff lines cover over US\$ 8.7 billion worth of Pakistan's global export and US\$ 64 billion of worth of Chinese global imports. In terms of complete offer by China, over US\$ 19 billion of Pakistan's export will be covered, which corresponds to US\$ 1.6 trillion of the Chinese global imports. Major product lines included in CPFTA phase-II are: textile and garments, seafood, meat and other animal products, prepared foods, leather and chemical plastic, oil seeds, footwear as well as engineering goods including tractors, auto parts, home appliances, machinery etc.

Increase in sensitive list (with no concession) from 10% to 25% which comes to 1760 tariff lines and covers 37% of Pakistan's imports from China which give fair amount of market projection to Pakistani domestic industry from imports from China. Major protected industries include textile and clothing, iron and steel, auto, electrical equipment, agriculture, chemical, plastic, rubber, paper and paper board, ceramics, glass and glassware, surgical instruments, footwear, leather, wood, article of stones and plaster, and miscellaneous goods.

This research highlights export trends during one year at HS 08 digit. Unfortunately, Covid-19 also started during the implementation period of CPFT Phase-II. The trends and insight will be clearer in late 2021 as the impact of COVID-19 is gradually subsidizing the man vaccination process in Pakistan.

It is pertinent to mention that we have used custom data (Electronic Data Exchange) of different ports where export to China is recorded under FTA.

# China Pakistan Free Trade Agreement

## 1. Introduction:

Pakistan is a developing economy and facing many economic challenges. Nevertheless, it has significant strategic geoeconomics condition in the world. Pakistan can improve its economic condition through Free Trade Agreements (FTAs) because FTA facilitate the free flow of trade and investment and bring closer economic integration between the binding parties by eliminating tariff restrictions on each other's commodities. Pakistan's economy is striving to resolve trade imbalance and lack of investment for several years. However, economic losses have been reported due to consistent changes in the economic policies. Amongst several initiatives, China Pakistan Free Trade Agreement is an example of improvement towards economic recovery. Resultantly, China has now become the third-largest trading partner of Pakistan.

During last three decades, it has been observed that China's GDP is rising at a substantial rate. China's GDP was US\$ 9.24 trillion in 2013 and now China is among the world's fastest growing economies with its second-largest nominal GDP at US\$ 14.34 trillion. China registered GDP growth was 6.7% in 2019 and GDP per capita stood at US\$ 10,262 in 2019. China's trade share a huge portion of the world economy. The country has achieved remarkable development in international trade and investment. Currently, China is one of the world's major exporting economies. China is the biggest trading nation holding top position in world exports at US\$ 2.6 trillion and second largest importer of goods with US\$ 2.1 trillion. China's trade potential with its humongous market size, growth rate, consumption capacity and commercial infrastructure makes it one of the most favorable export destinations for Pakistani products.

Trade relations between Pakistan and China that took a leap in 1950s could only translate into real development with the start of last decade. Pakistan and China had signed six MOUs on trade relating to mining, tele-communication, tourism, and railroad infrastructure. In December 2004, further 7 MOUs in the areas of trade, communication and the energy sector were signed; and then in 2005, 21 agreements and MOUs on energy, infrastructure, and



social sector were also agreed upon. Later on, an Early Harvest Program further wired both countries into trade and paved way for the Free Trade Agreement signed on 24 November 2006 titled as “China-Pakistan Free Trade Agreement (CP-FTA)”. It was generally observed at different fora for increasing trade deficit with China and for providing more preferential access to Chinese exports into Pakistan. In this regard, Government started negotiation for Pakistan China Free Trade Agreement Phase -II since 2012. The Phase-II of CPFTA was concluded in April 2019 in China. The implementation of CPFTA-II started from January 2020.

The research critically examines one year performance of second phase of Pak China Free Trade Agreement specifically 313 highly prioritized tariff lines. Detailed analysis will help us understand Pak-China bilateral trade under CPFTA-II, impact of tariff reduction and to explore avenues to get better share of Chinese market through this Agreement.

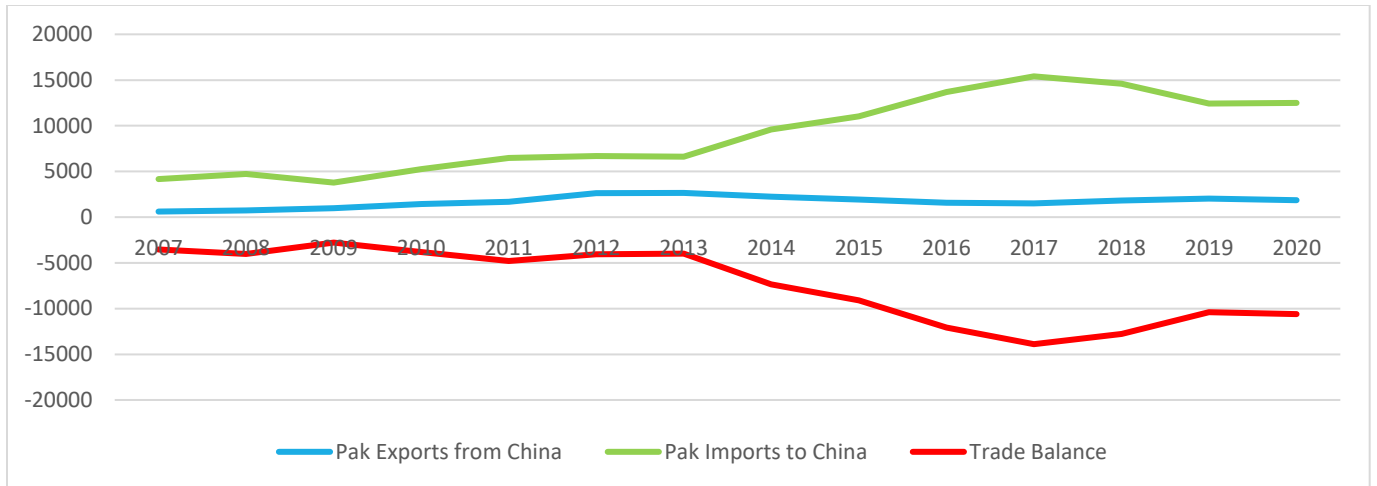
## 2. Pakistan-China Bilateral Trade Overview

China is our 2nd largest export destination with exported value US\$ 1.8 billion following United States of America (US\$ 4.14 billion) in 2020. Bilateral trade between Pakistan and China comprises bulk of imports from China and partly explains huge trade deficit standing around US\$ 10.6 billion in 2020. Imports of Pakistan from China reported by Trade Map for the year 2020 stand at US\$ 12.5 billion and witnessed a steadily declining trend from last five years. Pakistan’s exports increased from nearly US\$ 575 million in 2006 to around US\$ 1.8 billion in 2020. On the other hand, imports from China increased from around US\$ 3.00 billion in 2006 to nearly US\$ 12.4 billion in 2020, exhibiting an increase of almost US\$ 10 billion.

**Table 1: Pakistan-China Bilateral Trade Statistics**

	2007	2008	2009	2010	2011	2012	2013	2014	2015	2016	2017	2018	2019	2020
<b>Pak Exports to China</b>	614	727	998	1,436	1,679	2,620	2,652	2,253	1,935	1,591	1,510	1,829	2,043	1,867
<b>Pak Imports from China</b>	4,164	4,738	3,780	5,248	6,471	6,688	6,626	9,588	11,019	13,680	15,404	14,600	12,424	12,487
<b>Trade Balance</b>	(3,550)	(4,011)	(2,782)	(3,812)	(4,792)	(4,068)	(3,974)	(7,336)	(9,084)	(12,089)	(13,894)	(12,770)	(10,381)	(10,619)

Table -1: Bilateral Trade between Pak – China in US\$ millions (Trade Map)



### 3. Early Harvest Program (EHP)

Before formally signed any FTA, Pakistan and China signed an agreement to enforce Early Harvest Programme (EHP) for reducing tariff on around 3,000 industrial and agriculture products from Jan 1, 2006. Under the EHP, the two countries received tariff reduction on about 3,000 items, in three phases, till January 2008. In the first phase, the Chinese side brought down the excise duty to zero on 769 mutually agreed products that include vegetables, fruits, marble material and cotton fabrics. Similarly, the Pakistani side reduced the tariff to zero on 486 items, which include textile machinery and chemicals. The EHP consists of two lists of items — Common List and Separate List — for bringing customs duty to zero on certain items, even prior to the conclusion of the Free Trade Agreement (FTA).

It also covered the items, on which, the two countries are already giving tariff concession under Preferential Tariff Agreement (PTA). On average, there were 27 percent concession in duties from the Chinese side in the first phase, while it will be 22 percent reduction in duties from the Pakistani side. The agreement was followed by bilateral talks held between the two countries and conclusion of second round of negotiations on FTA.

Early Harvest Program (EHP) was basically a mini fast track initiative leading up to the signing of Pak-China FTA in the following year which was regarded to be a win-win strategy for both the parties. Products with major commercial interests gained superior market

access from both the countries. However, many products were approved to be exportable from either side at Margin of Preference, in relation to MFN duty rate. Hence, this allowed Pakistan and China to take advantage of reduced duty rates as compared to the exports of the similar products from other countries. Pak-China FTA's first phase included Trade in Goods and Investments, while negotiations regarding Trade in Services took place in 2007, to expand the coverage of the mutual agreement. EHP was merged into the bilateral agreement (FTA) signed between Pakistan and China and in the overall package. Pakistan got market access on the products at zero duty namely, cotton fabrics, industrial alcohol, marble and other tiles, bed-linen and other home textiles etc.

#### 4. China Pakistan Free Trade Agreement Phase - I

Pakistan and China are close friends, and they have excellent strategic link for many decades with each other. China always takes keen interest in development of Pakistan's industry technology, and infrastructure. Pakistan China – FTA is golden opportunity for Pakistan towards enhancing its overall trade development. Pakistan signed an FTA with China on 24th November 2006, which came into effect in 2007. In phase-I, China abolished tariffs on 6418 product lines and similarly Pakistan also eliminate/decrease tariffs on 5686 product lines within 5 years. The phase-I of CPFTA ended in December 2012.

**Table 2: Tariff Elimination Schedule of CPFTA-I**

Category	Track	TRM of China		TRM of Pakistan	
		No. of Tls	% share	No. of Tls	% share
<b>I</b>	Elimination of Tariff(Three Years)	2681	35.5%	2423	35.6%
<b>II</b>	0-5% (five years)	2604	34.5%	1338	19.9%
<b>III</b>	Reduction on Margin of Preference of 50%( five years )	604	8%	157	2%
<b>IV</b>	Reduction on Margin of Preference of 20% (five years)	529	7%	1768	26.1%
<b>V</b>	No Concession	1132	15%	1025	15%
<b>VI</b>	Exclusion			92	1.4%

Source: Ministry of Commerce

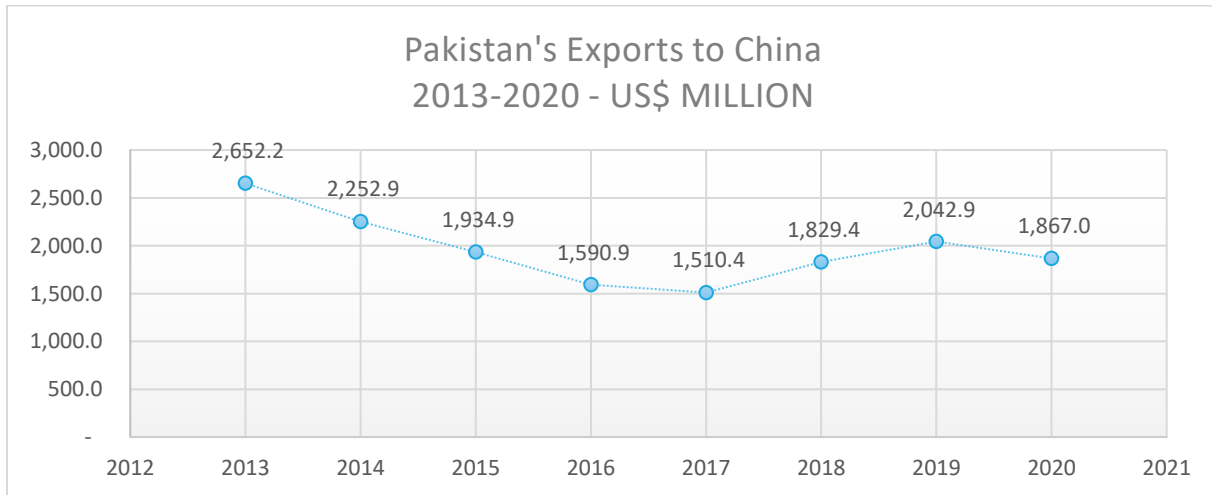
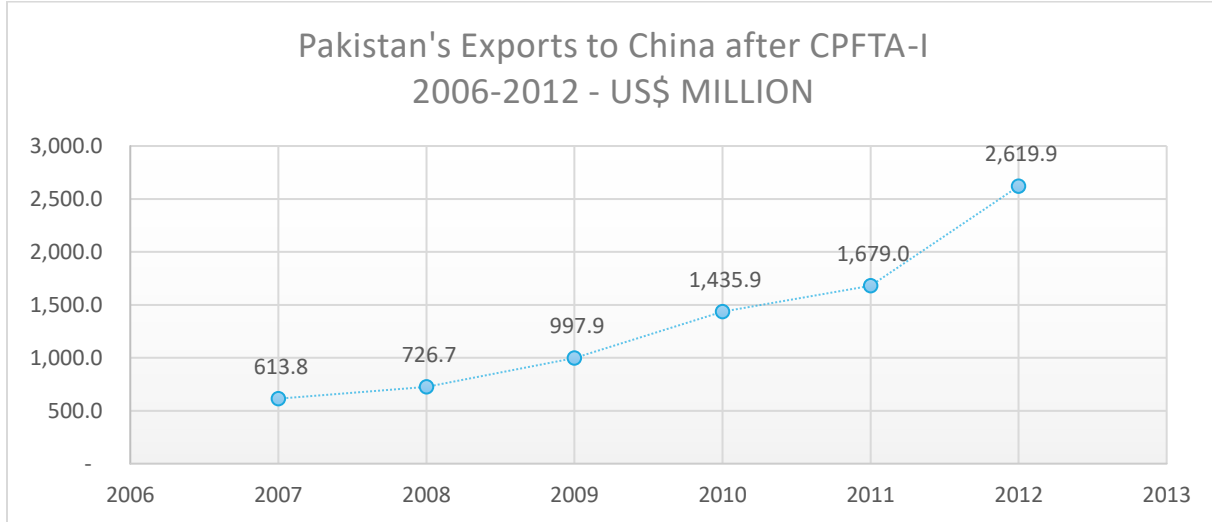
The overall package of Pakistan and China included the provision of market access at zero duty to Pakistan in products like cotton fabrics, bed-linen, leather articles, sports goods, mangoes, other fruits and vegetables etc. China also reduced its tariffs by 50% on products like frozen orange juices, rubber and plastic products, fish, dairy sector, woven garments, knitwear etc. on the other hand, Pakistan gave market access to China mainly on products like fruits and vegetables, raw materials for several industries like engineering sector etc.

China reduced tariffs on 6,418 8-digit tariff lines, giving market access to Pakistan on products like industrial alcohol, home textiles, bed linen, and sports goods, fruits, vegetables steel, iron and engineering products. Out of the tariff lines granted, 35% came under zero-rated category (from 5 years since the FTA comes into effect in 2007); products covered under this category were cotton fabrics, medical appliances, leather articles etc. On the other hand, 15% of products received no grant that include cotton, paper, fish, textile products etc.

The grants in tariff lines provided by Pakistan to its most important trade and strategic partner include reduction or elimination of tariff rates on 5,686 8-digit tariff lines. Electronic appliances, machinery and several categories of raw materials essential to the industrial sector of Pakistan were granted zero tariff rates. But many products such as woven fabrics, paper, synthetic fibers, paper board and footwear received no concession.

As a result of CPFTA-I, the bilateral trade reached to approximately US\$ 14 billion at the end of 2020 as compared to US\$ 3.4 million in 2006 prior to the FTA being executed. However, the imports of Pakistan from China increased substantially as compared to the exports of the country to China. Since July 2013, CPFTA phase-II negotiations were initiated between both countries.

## Graphical Representation of Exports of Pakistan (Gross) after CPFTA Phase-I



### 5. CPFTA Phase - II

Government of Pakistan started negotiation for Pakistan China Free Trade Agreement Phase -II since 2012. The Phase-II of CPFTA was concluded in April 2019 in China. The implementation of CPFTA-II started from January 2020. Under Phase-II, Pakistan has secured enhanced and deeper cooperation on products of its export interest, revision of safe guard

mechanism for protection of the domestic industry to maximum 23 years against the import surge, inclusion of the Balance-of-Payment clause as a safety valve against balance of payment difficulties and an effective enforcement of the electronic data exchange in order to avoid misdeclaration and under voicing of imports.

**Table 3: Tariff Elimination Schedule of CPFTA-II**

Category	Tariff Reduction Modalities		Tariff Reduction Modalities	
	China		Pakistan	
	% of Tariff Lines	Years	% of Tariff Lines	Years
<b>I</b>	45	Entry into Force	45	Entry into Force
<b>II</b>	15	5 years	15	5 years
<b>III</b>	15	10 years	15	15 years 4-15 years
<b>20% margin of preference</b>	5	EIF	5	EIF
<b>V</b>	20	SL	20	SL

Source : Ministry of Commerce

Under CPFTA Phase-II China immediately eliminated tariff on 313 tariff lines of Pakistan's export interest, giving treatment at par with ASEAN. These 313 tariff line cover over US\$ 8.7 billion worth of Pakistan's global export and US\$ 64 billion of worth of Chinese global imports. In terms of complete offer by China, over US\$ 19 billion of Pakistan's export will be covered, which corresponds to US\$ 1.6 trillion of the Chinese global imports. Major product lines included in CPFTA phase-II are; textile and garments, seafood , meat and other animal products, prepared foods, leather and chemical plastic , oil seeds, footwear as well as engineering goods including tractors, auto parts, home appliances, machinery etc.

Increase in sensitive list (with no concession) from 10% to 25% which comes to 1760 tariff lines and covers 37% of Pakistan's imports from China which gives fair amount of market projection to Pakistani domestic industry from imports from China. Major protected

industries includes textile and clothing, iron and steel, auto, electrical equipment, agriculture, chemical, plastic, rubber, paper and paper board, ceramics, glass and glassware, surgical instruments, footwear, leather, wood, article of stones and plaster, and miscellaneous goods.

## 6. Different Clauses Under the CPFTA-II Framework

Under the Phase-II, Pakistan has secured enhanced and deeper concessions on products of its export interests, revision of safeguards mechanism for protection of the domestic industry, inclusion of the balance of payment clause as a safety valve against balance of payments difficulties, and effective enforcement of the electronic data exchange.

The major features of the agreement in Phase-II inter-alia include:

### 6.1 Market Access:

Under the Phase-II of CPFTA, both countries will liberalize 75% of tariff lines for each other in a period of 10 years by China and 15 years by Pakistan. China will immediately eliminate tariffs on 313 most priority tariff lines of Pakistan's export interest. Overall, China has granted concessions to products which include textiles and garments, seafood, meat and other animal products, prepared foods, leather, chemicals, plastics, oil seeds, footwear as well as engineering goods including tractors, auto parts, home appliances, machineries, etc.

Pakistan has offered market access to China on raw materials, intermediate goods and machineries. Access to cheaper imported inputs and machinery will improve Pakistan's export competitiveness and help upgrade its industrial production.

### 6.2 Protected Tariff Lines:

25% of tariff lines i.e., 1760 TLs have been placed in the protected list for Pakistan. The major protected industry includes textiles and clothing, iron and steel, auto, electrical equipment, agriculture, chemicals, plastics, rubber, paper and paper board, ceramics, glass and

glassware, surgical instruments, footwear, leather, wood, articles of stones and plaster, and miscellaneous goods.

### 6.3 Safeguard Measures:

Safeguard Measures (SGM) are invoked to temporarily restrict imports of a product which cause injury or threaten to cause injury to the domestic industry. The existing SGM, in CPFTA were inadequate to address the concerns of the industry and have lapsed since these could only be invoked during the transition period i.e. 2007-12. Following modifications have been incorporated in the Agreement:

- In Phase-I SGM were limited to the absolute increase in imports, but now can be invoked on relative increase in imports as well.
- The transition period has been increased to 10 years for Category-I and 8 years for the remaining tracks, which in relation to Tariff Reduction Modality will be 15 years for CAT-II & 23 years for Category-III.
- SGMs can be applied for 3 years, and can be extended to an additional 2 years. This has not been granted to any other country by China.
- In Phase-I SGM, injury to the industry had to be proven but an emergency measure of 180 days can be imposed in Phase-II without proving injury.

### 6.4 Electronic Data Exchange:

In order to avoid misdeclaration and under-invoicing of imports from China, a system of Electronic Data Exchange has been enforced on the trade taking place under the framework of the Free Trade Agreement

### 6.5 Balance of Payment

Balance-of-Payment clause was included as a safety valve against balance of payment difficulties and to forestall the imminent threat of a serious decline in monetary reserves



## Tariff Reduction Modality in CPFTA-II (for Pakistan)

Tariff lines of China at 8 digit were 8,238 in 2018. China did not import on 1035 tariff lines (13 per cent of the 8238 TL) from the world. On the remaining 87 per cent of product codes, tariffs range from 0 to 65 per cent. China has given immediate duty-free access on 3707 lines (45 per cent of total tariff lines). A further 30 per cent of tariff lines will have duty-free access by 2030. Tariffs on 412 lines will be reduced by 20 per cent in five years, while tariffs will remain at base year (2013) rates for 1867 tariff lines (or 20 per cent of the tariff lines)

Category	Description	Tariff lines (HS 8-digits)	Tariff lines (per cent)
A-0	Duty-free access immediately	3707	45
A-5	Duty-free access by year 5	1235	15
A-10	Duty-free access by year 10	1236	15
MOP-1	Reduce base rates by 20 per cent in year 5	273	3
MOP-2	Reduce base rates by 20 per cent immediately	139	2
C1	Tariffs remain at 2013 base rate	835	10
C2	No concession (MFN rates apply)	813	10
Total lines		8238	100

Table 4: Tariff Reduction Modality in CPFTA-II (for Pakistan)

Source: Ministry of Commerce

## 7. Categories

- 7.1 **A-0** customs duties on originating goods provided for in category “A-0” in the Schedule shall be eliminated entirely and such goods shall be free of customs duty on the date this Protocol enters into force
- 7.2 **A-7** customs duties on originating goods provided for in category “A-7” in the Schedule shall be removed in 6 equal annual stages beginning on year 2, and such goods shall be free of customs duty, effective January 1 of year seven
- 7.3 **A-15** customs duties on originating goods provided for in category “A-15” in the Schedule shall be removed in 12 equal annual stages beginning on year 4, and such goods shall be free of customs duty, effective January 1 of year fifteen
- 7.4 **MOP1** customs duties on originating goods provided for in category “MOP1” in

- the Schedule shall be reduced by twenty percent of the base rates on the date this Protocol enters into force;
- 7.5 **MOP2** customs duties on originating goods provided for in category “MOP2” in the Schedule shall be reduced by twenty percent of the base rates on January 1 of 2022;
- 7.6 **C1** customs duties on originating goods provided for in category “C1” in the Schedule shall remain at base rates.
- 7.7 **C2** customs duties on originating goods provided for in category “C2” in the Schedule shall not be subject to any tariff concession.
- 7.8 The base rate of customs duty and category for determining the interim rate of 2 customs duty at each stage of reduction are indicated for the item in the Schedule.
- 7.9 Reduced rates shall be rounded at least to the nearest tenth of a percentage point or, if the rate of duty is expressed in monetary units, at least to the nearest Pakistan Rupee in the case of Pakistan. 6. For the purposes of this Section and the Schedule, year one means the year this Protocol enters into force. 7. For the purposes of this Section and the Schedule, beginning in year two, each annual stage of tariff reduction shall take effect on January 1 of the relevant year.

## 8. Tariff Description of 313 Tariff Lines & Utilization Rate

These products are those which include in Pakistan's List of 313 High Priority Tariff lines to get Immediate Tariff Elimination from China. The complete list is attached at Annexure-I. As per initial analysis, it is found that from 313 items, only 60 tariff lines are being utilized under CPFTA-II

**Table 5: Summary of 313 Tariff Lines**

Sectors	# TLs
Articles of apparel (Garments & Made-ups)	105
Animal Products (Sea food, Meat, Poultry, Milk & Cream, Honey)	28
Textiles (Yarn & Carpets)	24
Prepared Food Stuff	19
Leather	18

Machinery (Fans, Refrigerators, ACs, Hydraulic Pumps, Heat Exchange Units)	17
Plastics, Articles of plastic	14
Vehicles (Tractors, auto and motorcycle parts)	13
Chemicals (Soaps & Organic surface active agents, make up preps, gelatin, others)	13
Cereals & Fruits	10
Jewellery and Parts etc.	9
Bedding Articles, Mattresses, Electric Lamps	8
Oil Seeds, Vegetable Fats and Oils	7
Footwear	9
Others (Electric accumulators, Sanitary Ware, Manicure/Pedicure Sets, Conductors, Cables, Cement, Glassware, Iron and Steel)	19

## 9. Quantitative Analysis of CPFTA-II – Utilization Rate

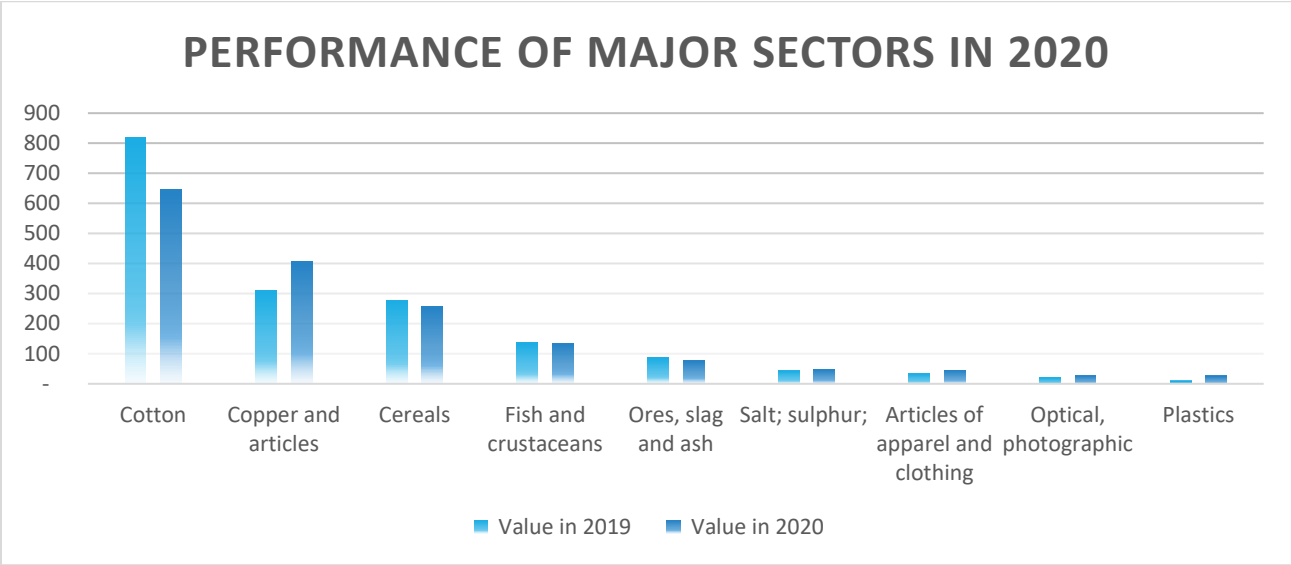
Bilateral trade between the two sides reached US\$ 14 billion in 2020 as Chinese exports to Pakistan declined from US\$ 15.4 billion to US\$ 12.4 billion in 2020 after implementation of CPFTA-II. Moreover, exports from Pakistan to China grew from US\$ 1.5 billion in 2017 to US\$ 1.8 billion in 2020. CPFTA Phase -II is finalized after impact assessment, and consultation with public and private-sector stakeholders between 2016 and 2019. Pakistan expressed dissatisfaction over the lopsided outcome of the FTA phase-I, highlighting unequal gains due to erosion of the margin of preference. CPFTA Phase-II is independent of phase-I and based on the principle of “less than reciprocity” in favor of Pakistan.

Pakistan also sought unilateral concessions on priority items from the Chinese side as a sign of goodwill to address the country’s concerns. Apart from that, Pakistan also successfully sought revision of the safeguard measures (SGMs), which could be applied to temporarily restrict the import of a product, which caused injury or threatened to cause injury to a domestic industry.

### 9.1 Pakistan Exports to China 2020 (gross) -US\$ million

	Exports 2019	Exports 2020	% change
<b>Pakistan Exports to China</b>	2,043	1,867	<b>-8.6%</b>
<b>China import from world</b>	2,068,950	2,055,591	<b>-0.6%</b>
<b>Pakistan exports to world</b>	23,819	22,237	<b>-6.6%</b>

Table 6: Pakistan Exports to China 2020 (gross) -US\$ million



**9.2 Utilization rate of CPFTA-II**

Pakistan exported China through different ports. This research collected data of exports under CPFTA through EDE system. It is found that goods are exported under FTA through two ports, Port Qasim and Karachi Port. The data is analyzed thoroughly and found that limited tariff lines are exporting under the scheme. Pakistan’s exports to China recorded US\$ 1.8 billion in 2020 while data of said 02 ports have shown that exports under CPFTA were US\$ 1.07 billion during the same period. It is concluded that utilization rate of the agreement is 58%.

**9.3 Utilization Rate of CPFTA**

	2020	Under CPFTA (2020)	Utilization Rate
Exports of Pakistan to China (Total)	1,867	1,076	58%

**Source: Author’s calculation**

**9.4 Pakistan’s Exports to China – via Port Qasim**

The values shown in the table below reflect total transactions of exports from Pakistan to China at Port Qasim under CPFTA. It shows that US\$ 61.98 million worth of goods exported during the reported period with 1,828 transactions. The detail of tariff lines is reported in table 10.

Heads	Value
<b>Total Transactions</b>	1,828
<b>Exported value</b>	US\$ 61,981,633

**Table :8** (Pakistan’s Exports to China – via Port Qasim )

**Source: EDE System**

The below table shows the Traiff lines utilized under CPFTA. Most of the Tariff lines are from Textile sector, Fish, leather and yarn. There is great potential to explore Chinese market under CPFTA.II. The Tariff lines exported through Port Qasim is reported in the below Table:

### 9.5 Pakistan’s Exports to China – via Karachi Port

The below table shows tariff utilization of CPFTA at Karachi Port. It is found that more than 325 tariff lines are utilizing under the agreement. The data shows that copper, leather, Fish, yarn, ready made garments, marble, processed food, guar gum, aluminum, grey fabric, clinkers, Talc etc. is exported under the agreement.

Heads	Value
<b>Total Transactions</b>	10,433
<b>Exported value</b>	US\$ 1,014,430,885

**Table :8** (Pakistan’s Exports to China – via Karachi Port )

**Source: EDE**

## 10. CPFTA – II Analysis of highly prioritized 313 Tariff Lines

This research divided highly prioritized tariff lines into broad sectors to analyze sector wise utilization rate. The data analysis for the year 2020 shows that Pakistan exported only 60 tariff lines in total from Pakistan to China from 313 tariff lines. Exports of 50 tariff lines were reported from Karachi port and 30 tariff lines from port Qasim. In total, only 60 tariff lines are utilizing by Pakistan from highly prioritized list of 313 items. Sector wise break up of 313 priority list of CPFTA-II. is calculated as below:

**Table :9 Utilization Rate of 313 Tariff Lines**

Sector	HS	No of Tariff Lines	Utilization Rate @ Karachi port	Utilization rate @ Bin Qasim	Total Utilized TLs
<b>Agro &amp; Food</b>	HS-01 to HS-24	64	5	2	6
<b>Textile &amp; its Articles</b>	HS-50 to HS-63	129	34	25	42
<b>Leather &amp; its Articles</b>	HS-40 to HS-43	18	4	0	4
<b>Footwear</b>	HS-64	9	0	0	0
<b>Chemicals cement others</b>	HS-25 to HS-39	28	5	1	5
<b>Other Engineering Goods</b>	HS-65 to HS-99 excluding 68 and 71	53	1	1	1
<b>Jewelry and stones</b>	HS-68 & 71	12	1	1	2
<b>Total</b>		<b>313</b>	<b>50</b>	<b>30</b>	<b>60</b>

Author's calculation

Exporters of Pakistan are not exporting all tariff lines having zero concession negotiated by the government of Pakistan. We need to address the issues of exporters to check the inside of the non-tariff barriers and other issues of exports related to the above-mentioned data.

## 11. Conclusion

- Exports of Pakistan to China in 2020 in term of value was recorded US\$ 1.867 Billion. However, exports Under CPFTA Framework (I-II) in the same year equates US\$ 1.076 billion, which is 58% of exports.
- Exports of Tariff lines under FTA from Karachi Port and Bin Qasim port highlights that negligible exports of 313 TLs were recorded under CPFTA-II 313
- Engineering Goods,<sup>1</sup> Jewelry and Footwear from 313 items were negligible

<sup>1</sup> Calculations were done manually as system generated excel sheets were not in proper format to analyze the data through formulas.

- In term of tariff lines, only 60 Tariff Lines are being utilized which equates to 19 percent of 313 TLs.
- Non-Tariff Barriers are the main reason for lower utilization of concession
- Proper Electronic system is not available to check the utilization rate of Trade agreement

## 12. Recommendations

This research used Electronic Data Exchange for the year 2020 and analyzed implementation phase of CPFTA-II. Most of the tariff lines having zero access are still not utilized by Pakistani exporters. Tariff concessions are very important to get the maximum share of market access however, non-tariff barrier may also be identified/study to get the maximum benefits of this agreement. It is proposed to monitor utilization rate of CPFTA-II regularly to identify issues and revise the terms of the CPFTA-II with China if any losses occur. Few specific proposals are included to increase Pakistan's exports to China and better utilization of CPFTA-II.

- EDE system generation excel sheets may not be useful for the analysis. The system should be updated and may assign separate columns for each HS code. Proper columns for HS codes will provide us trade data in sequence. It will be easier for TDAP and MOC to check the utilization rate by applying simple formulas.
- A live web page/portal may be developed for the steps involved in exporting to China. Use of CPFTA and SPS and other import requirements of China, by tariff line.
- Trade Missions in China may be assigned to identify list of non-Tariff barriers of Highly prioritized items of Pakistan's exports to China.
- Testing and accreditation services should be available to smaller exporters who face difficulties in getting international laboratory tests.
- Better technology for efficient cargo handling. This could include laser scanners to clear time-sensitive agro- processing sector goods quickly.

- Exports Associations and Chambers should be activated to ensure that exporters can utilize the concessionary tariffs under the high priority tariff lines (313)



## Annexure-I Highly Prioritized 313 Tariff Lines

Sr. No.	HS Code (8-DIGIT)	Description	MF N Rate 2013	Phase I rate for Pakistan	Phase II rate for Pakistan	Utilization at Karachi Port	Utilization at Port Qasim
1	02012000	Fresh or chilled unboned bovine meat (excl. carcasses)	12	6	0	0	0
2	02013000	Fresh or chilled boneless bovine meat	12	6	0	0	0
3	02021000	Frozen bovine carcasses & half carcasses	25		0	0	0
4	02022000	Frozen unboned bovine meat (excl. carcasses)	12	6	0	0	0
5	02023000	Frozen boneless bovine meat	12	6	0	0	0
6	02045000	Fresh, chilled or frozen goat meat	20		0	0	0
7	02062900	Frozen edible bovine offal (excl. tongues & livers)	12	6	0	0	0
8	02071411	Frozen cuts chicken, with bone in	10	0.3Yuan/KG	0	0	0
9	02071419	Frozen cuts chicken, nes	10	0.35Yuan/KG	0	0	0
10	02071421	Frozen wing of chicken(other than wingtips)	10	0.4Yuan/KG	0	20	0
11	02071422	Fresh.chilled or frozen chicken claw	10	0.25Yuan/m <sup>2</sup>	0	0	0
12	02071429	Frozen offal of chicken, nes	10	0.25Yuan/KG	0	0	0
13	03028910	Fresh or chilled scabber fish (trichurius)	12	8	0	0	1
14	03033900	Frozen flat fish (excl. halibut, plaice & sole)	10	8	0	1	1
15	03035300	Frozen sardines, brisling or sprats	12	5	0	1	0
16	03035400	Frozen mackerel	10	6.7	0	1	0
17	03038910	Frozen scabber fish (trichurius)	10	5	0	0	0
18	03038990	Frozen fish, nes	10	5	0	0	0
19	03038930	Frozen tilapia	10	5	0	0	0
20	03038920	Frozen yellow croaker(pseudoscaena)	10	5	0	0	0

<sup>2</sup> Yellow color is used to highlight utilized tariff lines at Karachi Port  
Green color is used to highlight utilized tariff lines at Port Qasim

21	03049900	Other fish meat, frozen	10	5	0	1	0
22	03061990	Frozen crustaceans, nes. Incl. flours,meals,pellets for human consumption	16	12.8	0	0	0
23	03062190	Not frozen rock lobster and other sea crawfish, nes	15		0	0	0
24	03062499	Unfrozen crabs, nes	14		0	0	0
25	03062492	Unfrozen swimming crabs	14	11.2	0	0	0
26	04012000	Milk & cream of >1% but≤6% fat, not concentrated or sweetened	15	12	0	0	0
27	04022100	Milk & cream in solid forms of >1.5% fat, unsweetened	10	7	0	0	0
28	04090000	Natural honey	15	12	0	0	0
29	08029090	Other nuts, fresh or dried, nes	24		0	0	0
30	08029030	Pine-nuts, shelled,fresh or dried	25		0	0	0
31	08092900	Other cherries, fresh	10	5	0	0	0
32	08109090	Other fruit, fresh, nes	20	16	0	0	0
33	08111000	Strawberries, frozen	30		0	0	0
34	08134010	Longans and longan pulps, dried	20		0	0	0
35	08134020	Persimmons, dried	25		0	0	0
36	08134090	Other fruit, dried, nes	25		0	0	0
37	09109100	Spice mixtures	15	7.5	0	0	0
38	09109900	Other spices, nes	15	12	0	0	0
39	12074090	Sesamum seeds excl for sowing	10	9	0	0	0
40	12024200	Ground-nuts, not roasted or otherwise cooked,shelled, whether or not broken	15	12	0	0	0
41	12024100	Ground-nuts in shell, excl. seed, not cooked	15	12	0	0	0
42	15162000	Vegetable fats & oils & their fractions, hydrogenated, etc , not further prepared	25		0	0	0
43	14049090	Other vegetable products	15		0	1	0
44	13021990	Vegetable saps and extracts,nes, used in pesticide	20	15	0	0	0
45	12119036	Liquorice roots, fresh or dried	6	5	0	0	0
46	17023000	Glucose & glucose syrup, containing<20% fructose	30		0	0	0
47	17041000	Chewing gum	12	5	0	0	0
48	17049000	Sugar confectionery not containing cocoa, nes	10	8.2	0	0	0
49	19011000	Preparations for infant use, for retail sale, of flour, etc	15	12	0	0	0
50	19019000	Other food prep.s of flour, etc, nes	10	5	0	0	0

51	19021900	Other uncooked pasta, not containing eggs/stuffed	15	12	0	0	0
52	19053100	Sweet biscuits	15	12.4	0	0	0
53	19059000	Other bread, etc, nes; communion wafers, rice paper, etc	20	16	0	0	0
54	20052000	Potatoes, preserved o/t by vinegar or acetic acid, not frozen	15	12	0	0	0
55	20089931	Seasoned laver	15		0	0	0
56	20089933	Salted undariapinnatifida	15	12	0	0	0
57	20089990	Other fruit, etc, prepared or preserved, nes	15	12	0	0	0
58	20098912	Mango juice	20	16	0	0	0
59	20098919	Other single fruit juice,unfermented,not containing added spirit	20	10	0	0	0
60	20099010	Mixtures of fruit juices, unfermented,not containing added spirit	20	16	0	0	0
61	20099090	Mixtures of veg juices, unfermented,not containing added spirit	20		0	0	0
62	21050000	Ice cream & other edible ice, whether or not containing cocoa	19		0	0	0
63	21069090	Other food preparations not elsewhere specified or included	20	18.4	0	0	0
64	22021000	Waters (incl. mineral & aerated), with added sugar, sweetener, etc	20		0	0	0
65	25232900	Portland cement (excl. white), whether or not coloured	8	5	0	0	0
66	29173611	Pure terephthalic acid	6.5	6	0	0	0
67	29173619	Other terephthalic acid	6.5	6	0	0	0
68	33021010	Preparations based on odoriferous substances for the manufacture of beverages, alcohol strength by volume $\leq$ 0.5%	15	7.5	0	0	0
69	33021090	Odoriferous substances used in the food or drink industries, nes	15	12	0	0	0
70	33043000	Manicure or pedicure preparations	15	12	0	0	0
71	33049900	Beauty or make-up preparations and preparations for skin-care (incl. suntan or sunscreen), nes	6.5	5.2	0	0	0

72	34011100	Soap and organic surface-active products and preparations for use as soap, in bars, cakes, moulded pieces or shapes; paper, wadding, felt and nonwovens, impregnated, coated or covered with soap or detergent	10	8.3	0	0	0
73	34011990	Soap and organic surface-active products & preparations for use as soap, in bars, cakes, moulded pieces or shapes; paper, wadding, felt & nonwovens, impregnated, coated or covered with soap or detergent, nes	15	12	0	0	0
74	34012000	Soap in other forms	15	7.5	0	0	0
75	34029000	Surface-active preparations, washing preparations & cleaning preparations, not put up for retail sale	9	5	0	1	0
76	34049000	Artificial waxes & prepared waxes, nes	10	5	0	0	0
77	35030010	Gelatin & gelatin derivatives	12	6	0	1	0
78	38249099	Chemical products and preparations of the chemical or allied industries, nes	6.5	5	0	0	0
79	39031910	Modified Polystyrene (excl. expansible), in primary forms	6.5	5	0	1	1
80	39031990	Unmodified Polystyrene (excl. expansible), in primary forms	6.5	5	0	1	0
81	39041010	Paste Poly (vinyl chloride)	6.5	6	0	0	0
82	39041090	Polyvinyl chloride, not mixed with other substances, in primary forms	6.5	6	0	0	0
83	39069090	Acrylic polymers, in primary forms, nes	6.5	5	0	1	0
84	39076090	Polyethylene terephthalate, nes, in primary forms	6.5		0	0	0
85	39076019	Polyethylene terephthalate in slices or chips, nes	6.5		0	0	0
86	39151000	Waste, parings & scrap, of polymers of ethylene	6.5	5	0	0	0
87	39159010	Waste parings and scrap of polyethylene glycol terephthalate	6.5	5	0	0	0
88	39159090	Waste parings and scrap of other plastics	6.5	5	0	0	0
89	39172200	Tubes, pipes & hoses, rigid, of polymers of propylene	10	5	0	0	0

90	39232100	Sacks & bags (incl. cones) of polymers of ethylene	10	5	0	0	0
91	39249000	Household & toilet articles of plastics, nes	10	5	0	0	0
92	39269010	Machine or instruments parts of plastics	10	5	0	0	0
93	41044990	Bovine or equine leather, without hair on, dry state(crust) , not further prepared, nes	7	4.9	0	0	0
94	41062200	Goat or kid skin leather, in the dry state(crust), without hair on, but not further prepared, whether or not split	14	9.8	0	0	0
95	41069200	Leather of animals nes, in the dry state(crust), without hair on, but not further prepared, whether or not split	14	11.2	0	0	0
96	41071110	Leather further prepared after tanning or crusting, including parchment-dressed leather, of bovine (including buffalo) animals, without hair on, other than leather of heading 41.14, whole hides and skins, full grains, unsplit	8		0	0	0
97	41071210	Leather further prepared after tanning or crusting, including parchment-dressed leather, of bovine (including buffalo) animals, without hair on, other than leather of heading 41.14, whole hides and skins, grain splits	8		0	0	0
98	41079200	Leather further prepared after tanning or crusting, including parchment-dressed leather, of bovine (including buffalo) or equine animals, without hair on, whether or not split, other than leather of heading 41.14, other than whole hides and skins, grain s	5		0	1	0
99	41120000	Leather further prepared after tanning or crusting, including parchment-dressed leather, of sheep or lamb, without wool on, whether or not split, other than leather of heading 41.14	8	5.6	0	1	0
100	41131000	Leather further prepared after tanning or crusting, including parchment-dressed leather, of goats or kids, without wool or hair on, whether or not split,	14	9.8	0	1	0

		other than leather of heading 41.14					
101	41133000	Leather further prepared after tanning or crusting, including parchment-dressed leather, of reptiles, without wool or hair on, whether or not split, other than leather of heading 41.14	14	11.2	0	0	0
102	41139000	Leather further prepared after tanning or crusting, including parchment-dressed leather, of other animals nes, without wool or hair on, whether or not split, other than leather of heading 41.14	14		0	1	0
103	42021290	Vanity-cases, executive-cases, brief-cases, school satchels and similar containers nes, with outer surface of plastics or of textile materials	20	16	0	0	0
104	42021210	Trunks and suitcases with outer surface of plastics or textile materials	20	16	0	0	0
105	42021900	Trunks, suitcases, vanity-cases, executive-cases, brief- cases, school satchels and similar containers, nes (for example, with outer surface of vulcanized fibre or of paperboard)	20		0	0	0
106	42022100		10	5	0	0	0
107	42022200	Handbags, whether or not with shoulder strap, incl. those without handle, with outer surface of plastic sheeting or of textile materials	10	5	0	0	0
108	42029200	Tool bags, cutlery cases and containers nes, with outer surface of plastic sheeting or of textile materials	10	5	0	0	0
109	42050090	Other articles of leather or composition leather	12	6	0	0	0
110	42050010	Cover of seat of leather or composition leather	12	6	0	0	0
111	52021000	Yarn waste of cotton	10		0	0	0
112	52029900	Cotton waste, nes	10		0	1	0
113	52051100	Uncombed single cotton yarn, with ≥85% cotton, nprs, ≤14mn	5	3.5	0	1	1

114	52051200	Uncombed single cotton yarn, with≥85% cotton, nprs, >14mn but≤43mn	5	3.5	0	1	1
115	52051300	Uncombed single cotton yarn, with≥85% cotton, nprs, >43mn but≤52mn	5	3.5	0	1	0
116	52051400	Uncombed single cotton yarn, with≥85% cotton, nprs, >52mn but≤80mn	5	3.5	0	1	0
117	52052100	Combed single cotton yarn, with≥85% cotton, nprs,≤14mn	5	3.5	0	0	0
118	52052200	Combed single cotton yarn, with≥85% cotton, nprs, >14mn but≤43mn	5	3.5	0	1	1
119	52052300	Combed single cotton yarn, with≥85% cotton, nprs, >43mn but≤52mn	5	3.5	0	1	0
120	52052400	Combed single cotton yarn, with≥85% cotton, nprs, >52mn but≤80mn	5	3.5	0	1	0
121	52052600	Combed single cotton yarn, with≥85% cotton, nprs, >80mn but≤94mn	5		0	0	0
122	52053100	Uncombed cabled cotton yarn, with≥85% cotton, nprs,≤14mn	5	4.5	0	0	0
123	52053200	Uncombed cabled cotton yarn, with≥85% cotton, nprs, >14mn but≤43mn	5	3.5	0	1	0
124	52053400	Uncombed cabled cotton yarn, with≥85% cotton, nprs, >52mn but≤80mn	5		0	1	0
125	52054200	Combed cabled cotton yarn, with≥85% cotton, nprs, >14mn but≤43mn	5	3.5	0	1	0
126	52054400	Combed cabled cotton yarn, with≥85% cotton, nprs, >52mn but≤80mn	5		0	0	0
127	52061200	Uncombed single cotton yarn, with<85% cotton, nprs, >14mn but≤43mn	5	3.5	0	1	0
128	52062200	Combed single cotton yarn, with<85% cotton, nprs, >14mn but≤43mn	5		0	1	0
129	52063200	Uncombed cabled cotton yarn, with<85% cotton, nprs, >14mn but≤43mn	5		0	0	0

130	56081900	Knotted netting of man-made textile materials (excl. fishing nets)	12	6	0	0	0
131	57011000	Carpets & other textile floor coverings, of wool..., knotted	14		0	0	0
132	58071000	Labels, badges... of textiles, woven, in piece..., not embroidered	10	8.5	0	0	0
133	59032090	Other textile fabrics treated with polyurethane	10	8.5	0	0	0
134	59032020	Textile imitation leather treated with polyurethane	10	5	0	0	0
135	61013000	Men's or boys' overcoats, etc, of man-made fibres, knitted or crocheted	17.5	8.8	0	0	0
136	61019010	Men's or boys' overcoats, etc, of wool or fine animal hair, knitted or crocheted	25	18	0	0	0
137	61023000	Woman's or girls' overcoats, etc, of man-made fibres, knitted/crochetd	17.5	8.8	0	0	0
138	61033200	Men's or boys' jackets & blazers of cotton, knitted or crocheted	16	8	0	1	1
139	61033300	Men's or boys' jackets... of synthetic fibres, knitted or crocheted	19	9.5	0	0	1
140	61033900	Men's or boys' jackets... of other textiles, nes, knitted/crocheted	16	8	0	1	1
141	61034200	Men's or boys' trousers, etc, of cotton, knitted or crocheted	16	8	0	1	1
142	61034300	Men's or boys' trousers, etc, of synthetic fibres, knitted/crocheted	17.5	8.8	0	0	1
143	61034900	Men's or boys' trousers, etc, of other textiles, knitted/crocheted	16	8	0	1	1
144	61043200	Women's or girls' jackets, of cotton, knitted or crocheted	16	13.6	0	0	1
145	61043900	Woman's or girls' jackets, of other textiles, knitted or crocheted	16	8	0	1	1
146	61044200	Dresses of cotton, knitted or crocheted	16	8	0	0	0



147	61044900	Dresses of other textile material, nes, knitted or crocheted	16	8	0	1	0
148	61046200	Women's or girls' trousers, etc, of cotton, knitted or crocheted	16	8	0	1	1
149	61046300	Women's or girls' trousers, etc, of synthetic, knitted or crocheted	17.5	8.8	0	1	0
150	61046900	Women's or girls' trousers, etc, of other textile, knitted/crocheted	16	8	0	1	1
151	61051000	Men's or boys' shirts of cotton, knitted or crocheted	16	13.6	0	1	1
152	61052000	Men's or boys' shirts of man-made fibres, knitted or crocheted	17.5	8.8	0	0	0
153	61059000	Men's or boys' shirts of other textiles, nes, knitted or crocheted	16	8	0	0	0
154	61061000	Women's or girls' blouses, etc, of cotton, knitted or crocheted	16	8	0	0	0
155	61069000	Women's or girls' blouses, etc, of other textiles, knitted/crocheted	16	8	0	0	1
156	61071100	Men's or boys' underpants & briefs of cotton, knitted or crocheted	14	11.2	0	0	1
157	61072100	Men's or boys' pyjamas of cotton, knitted or crocheted	14	11.2	0	0	0
158	61082100	Women's or girls' briefs & panties of cotton, knitted or crocheted	14	11.2	0	0	0
159	61083100	Women's or girls' nighties..., etc, of cotton, knitted or crocheted	14	11.2	0	0	0
160	61091000	T-shirts, singlets & other vests, of cotton, knitted or crocheted	14	9.4	0	1	1
161	61099090	T-shirts, singlets, etc, of other textiles, nes, knitted/crocheted	14	9.3	0	1	1
162	61099010	T-shirts, singlets, etc, of silk or silk waste, knitted/crocheted	14	7	0	0	0
163	61112000	Babies' garments, etc, of cotton, knitted or crocheted	14	11.2	0	0	0

164	61121200	Track-suits of synthetic fibres, knitted or crocheted	17.5	8.8	0	0	0
165	61142000	Garments of cotton, knitted or crocheted, nes	16	12.8	0	0	0
166	61143000	Garments of man-made fibres, knitted or crocheted, nes	17.5	14	0	0	0
167	61149010	Garments of wool or fine animal hair, knitted or crocheted, nes	16	12.8	0	0	0
168	61149090	Garments of other textiles, knitted or crocheted	16	12.8	0	0	0
169	61151000	Stockings, gradually press tightened	16	8	0	0	0
170	61153000	Women's full-length or knee-length hosiery, measuring per single yarn less than 67 decitex	14	7	0	0	0
171	61159500	Panty hose, tights, stockings, etc., of cotton, knitted or crocheted	14	11.2	0	1	1
172	61159600	Panty hose, tights, stockings, etc., of synthetic fibres, knitted or crocheted	16	8	0	0	1
173	61159900	Hosiery & footwear, of other textiles, knitted or crocheted, nes	14	7	0	0	0
174	61161000	Gloves, impregnated... with plastics or rubber, knitted or crocheted	14		0	1	1
175	61169100	Gloves, mittens & mitts, of wool..., knitted or crocheted	14	7	0	0	0
176	61169200	Gloves, mittens & mitts, of cotton, knitted or crocheted	14		0	1	0
177	61169300	Gloves, mittens & mitts, of synthetic fibres, knitted or crocheted	16	8	0	1	0
178	61169900	Gloves, mittens & mitts, of other textiles, knitted or crocheted	14	9.3	0	0	0
179	62019390	Men's or boys' anoraks, wind-cheaters, etc, of man-made fibres, nes	17.5	8.8	0	0	0
180	62019310	Men's/boys' anoraks, wind-cheaters., of man-made fib, down stuffed	17.5	8.8	0	0	0
181	62031910	Men's or boys' suits of silk or silk waste	17.5	8.8	0	0	0
182	62031990	Men's or boys' suits of other textiles, nes	17.5	8.8	0	0	0

183	62032200	Men's or boys' ensembles of cotton	17.5	14	0	1	1
184	62033200	Men's or boys' jackets & blazers of cotton	16	12.8	0	1	0
185	62033300	Men's or boys' jackets & blazers of synthetic fibres	17.5	8.8	0	1	0
186	62033990	Men's or boys' jackets & blazers of other textl materials, nes	16	8	0	0	0
187	62033910	Men's or boys' jackets & blazers of silk or silk waste	16	8	0	0	0
188	62034100	Men's or boys' trousers, breeches, etc, of wool or fine animal hair	16	8	0	0	0
189	62034290	Men's or boys' trousers, breeches, nes, of cotton	16	8	0	0	0
190	62034210	Men's or boys' arabian trousers, breeches of cotton	16	8	0	0	0
191	62034390	Men's or boys' trousers, breeches, nes, of synthetic fibres	17.5	8.8	0	0	0
192	62034990	Men's or boys' trousers, breeches, nes, of oth textile fibres	16	8	0	0	0
193	62042200	Women's or girls' ensembles of cotton	17.5	14	0	0	0
194	62043200	Women's or girls' jackets & blazers of cotton	16	12.8	0	0	0
195	62043910	Women's or girls' jackets of silk or silk waste	16	8	0	0	0
196	62043990	Women's or girls' jackets of other textiles, nes	16	8	0	0	0
197	62044200	Dresses of cotton	16	12.8	0	0	0
198	62044300	Dresses of synthetic fibres	17.5	8.8	0	0	0
199	62044910	Women's or girls' dresses of silk or silk waste	16	8	0	0	0
200	62045200	Skirts & divided skirts of cotton	14	11.2	0	1	0
201	62045990	Women's or girls' skirts of other textile materials, nes	14	7	0	0	0
202	62045910	Women's or girls' skirts of silk or silk waste	14	7	0	0	0
203	62046200	Women's or girls' trousers, breeches, etc, of cotton	16	12.8	0	0	0
204	62046300	Women's or girls' trousers, breeches, etc, of synthetic fibres	17.5	8.8	0	0	0
205	62046900	Women's or girls' trousers, breeches, etc, of other textiles, nes	16	8	0	0	0

206	62052000	Men's or boys' shirts of cotton	16	8	0	0	0
207	62059090	Men's or boys' shirts of other textile materials, nes	16	8	0	0	0
208	62059010	Men's or boys' shirts of silk or silk waste	16	8	0	0	0
209	62063000	Women's or girls' blouses, shirts, etc, of cotton	16	8	0	0	0
210	62069000	Women's or girls' blouses, shirts, etc, of other textiles, nes	16	8	0	0	0
211	62079100	Men's or boys' singlets, dressing gowns, etc, of cotton	14	11.2	0	0	0
212	62089100	Women's or girls' dressing gowns, panties, etc, of cotton	14	11.2	0	0	1
213	62092000	Babies' garments & clothing accessories of cotton	14	7	0	0	0
214	62093000	Babies' garments & clothing accessories of synthetic fibres	16	12.8	0	0	0
215	62104000	Men's or boys' garments of fabrics of 59.03, 59.06 or 59.07	16	8	0	0	0
216	62113220	Men's or boys' sports wear of cotton	16		0	0	0
217	62113290	Men's or boys' garments of cotton, nes	16		0	0	0
218	62113390	Men's or boys' garments of man-made fibres, nes	17.5	12.3	0	0	0
219	62113320	Men's or boys' sports wear of arabian robes	18	12.3	0	0	0
220	62114910	Women's or girls' garments of silk or silk waste, nes	16	8	0	0	0
221	62114990	Women's or girls' garments of other textiles, nes	16	8	0	0	0
222	62149000	Shawls, scarves, mufflers, mantillas, veils, etc, of othtextlsnes	14	11.2	0	0	0
223	62160000	Gloves, mittens & mitts	14		0	0	0
224	62171090	Other made up clothing accessories, nes	14	12.2	0	0	0
225	62179000	Parts of garments or of clothing accessories, nes	14	12.6	0	0	0
226	63014000	Blankets (excl. electric blankets), etc, of synthetic fibres	17.5	14	0	0	0
227	63041929	Nonembroid bedspreads of cotton or bast fibs, not knitd or crocheted	14		0	0	0
228	63041910	Bedspreads of silk or silk waste, not knitted or crocheted	14	7	0	0	0

229	63041921	Embroiderd bedspreads of cotton or bastfibres, not knit or crocheted	14	7	0	0	0
230	63049290	Nonembroid cotton furnishing articles nes, not knitted or crocheted	14	11.2	0	0	0
231	63049990	Furnishing articles of other textiles, nes, not knitted or crocheted	14	7	0	0	0
232	63052000	Sacks & bags, used for packing goods, of cotton	16	12.8	0	0	1
233	63053300	Sacks & bags, of polyethylene or polypropylene strip or the like	16	8	0	0	0
234	63053900	Sacks & bags, used for packing goods, of man-made textile fibrsnes	16	12.8	0	1	1
235	63059000	Sacks & bags, used for packing goods, of other textiles, nes	14	11.2	0	0	0
236	63071000	Floor-cloths, dish-cloths, dusters & similar cleaning cloths	14	7	0	0	0
237	63079000	Made up articles (incl. dress patterns), nes	14	11.2	0	0	0
238	63101000	Used/new rags, worn out scrap twine, cordage, rope, etc, sorted	14	11.2	0	0	0
239	63109000	Used/new rags, worn out scrap twine, cordage, rope, etc, not sorted	14		0	0	0
240	64029921		24	12	0	0	0
241	64029929	Footwear, nes, with plastic uppers, not covering the ankle, of rubber or plastics	24	12	0	0	0
242	64032000	Sandles, with leather soles & straps (over instep, around big toe)	24		0	0	0
243	64039199	Footwear with rubber... soles & leather uppers, covering the ankle	10	5	0	0	0
244	64039191	footwear covering the ankle,with insoles of a length less than 24 cm	10	5	0	0	0
245	64039119	footwear covering the ankle,but no part of the calf	10	5	0	0	0
246	64039900	Footwear with rubber... soles, leather uppers, not coverng the ankle	10	5	0	0	0

247	64041100	Sports footwear,with rubber or plastic soles & textile uppers	24	12	0	0	0
248	64059010	Footwear, nes, with rubber, plastics, leather or composition leather outer soles	15	7.5	0	0	0
249	68159990	Articles of stone or of other mineral substances nes	17.5		0	1	0
250	68159940	Articles of stone or of other mineral substances nes	17.5		0	0	0
251	70052900	Float glass etc in sheets, non-wired nes	15	12	0	0	1
252	71131110	Jewellery& parts thereof of silver, plated with diamond mounted or set	20	16	0	0	0
253	71131190	Jewellery& parts thereof, of silver, nes	20	16	0	0	0
254	71131911	Jewellery& parts thereof of gold, plated with diamond mounted	20	14	0	0	0
255	71131919	Jewellery& parts thereof of gold, nes	20	16	0	0	0
256	71131921	Jewellery& parts thereof of platinum, plated with diamond mounted	35	28	0	0	0
257	71131929	Jewellery& parts thereof of platinum, nes	35	28	0	0	0
258	71131991	Jewellery& parts thereof of precious metal, plated with diamond mounted	35	28	0	0	0
259	71131999	Jewellery& parts thereof of precious metal, nes	35	28	0	0	0
260	71162000	Articles of precious or semi-precious stones	35		0	0	0
261	73261990	Forged/stamped articles of i's, nfw, nes,not for techncl use	20		0	0	0
262	73261910	Forged/stamped articles of i's, nfw, nes, for technical use	10.5	5	0	0	0
263	73269010	Articles, i's, nes, for technical use	10.5	5	0	0	0
264	73269090	Articles, i's, nes, not for technical use	8	5	0	0	0
265	74182000	Sanitary ware & parts thereof of Cu	18		0	0	0
266	76012000	Al unwrought, alloyed	7	5	0	1	1

267	82055900	Tools for masons, watchmakers, miners & hand tools	10	5	0	0	0
268	82089000	Knives & blades for leather, paper, tobacco machines & other industries	8	5	0	0	0
269	82142000	Manicure/ pedicure sets & instruments (including nail files)	18	16.2	0	0	0
270	83081000	Hooks, eyes & eyelets of base metal	10.5	5	0	0	0
271	84135039	Hydraulic reciprocating positive displacement pumps	10	5	0	0	0
272	84145120	Window fans, with a built-in electric motor of output ≤ 125W	20		0	0	0
273	84145199	Fans, with a built-in electric motor of output ≤ 125W	10	5	0	0	0
274	84151010	Air conditioning machines, window or wall types, self-contained	15	7.5	0	0	0
275	84151021	Air conditioner, window/ wall types, refrigerating effect ≤ 4000 Kcal/h, split-system	15	7.5	0	0	0
276	84151022	Air conditioner, window/ wall types, refrigerating effect > 4000 Kcal/h, split-system	15	7.5	0	0	0
277	84181020	Combined refrigerator-freezers, with separate external doors, > 200 l but ≤ 500 l	15	12	0	0	0
278	84181010	Combined refrigerator-freezers, with separate external doors, > 500 l	10	5	0	0	0
279	84181030	Combined refrigerator-freezers, with separate external doors, ≤ 200 l	15	12	0	0	0
280	84182110	Refrigerators, household type, compression-type, > 150 l	10	5	0	0	0
281	84182120	Refrigerators, household type, compression-type, > 50 l but ≤ 150 l	10	5	0	0	0
282	84182130	Refrigerators, household type, compression-type, ≤ 50 l	10	5	0	0	0
283	84184029	Freezers of upright type, capacity ≤ 500L, T > -40°C	30		0	0	0
284	84195000	Heat exchange units, non-domestic, non-electric	10	5	0	0	0
285	84219910	Parts for filtering/ purifying machines of household type	10	5	0	0	0

286	84501200	Other washing mach, dry linen capacity≤10kg, with built-in dryer	30	24.9	0	0	0
287	84501900	Other washing machines of a dry linen capacity≤10kg, nes	30		0	0	0
288	85071000	Pb-acid electric accumulators for starting piston engines	10	5	0	0	0
289	85072000	Lead-acid electric accumulators nes	10	5	0	0	0
290	85442000	Co-axial cable & other co-axial electric conductors	10	5	0	0	0
291	85444929	Electric conductors, not fitted with connectors, for a voltage exceeding 80V but not exceeding 1000V	12	5	0	0	0
292	85446012	Electric cable, 1,000V<voltage≤35 KV	10	5	0	0	0
293	87019011	Wheeled tractor	8	5	0	0	0
294	87081000	Bumpers & parts of motor vehicles	10	5	0	0	0
295	87084099	Gearshift of other motor vehicles of 87.02 to 87.04	10		0	0	0
296	87087091	Road wheel & parts of other vehicles of 87.02 to 87.04	10	5	0	0	0
297	87088010	Shock absorbers of vehicles of 87.03	10	5	0	0	0
298	87089110	Radiator	10	5	0	0	0
299	87089120	Oil Coolor	10	5	0	0	0
300	87089190	Other radiators or coolors and parts thereof	10	5	0	0	0
301	87089200	Mufflers & exhaust pipes of motor vehicles	10	5	0	0	0
302	87089999	Other parts & accessories nes of other vehicles of 87.02 to 87.04	10	5	0	0	0
303	87089949	Other parts & accessories nes of trucks of 8704.2100/2230/3100/3230	25		0	0	0
304	87141000	Motorcycle parts nes	30		0	0	0
305	87149900	Bicycle parts nes	12	5	0	0	0
306	94042900	Mattresses fitted with springs or stuffed with any material	20	14	0	0	0
307	94049090	Articles of bedding/furnishing nes, stuffed, nes	20		0	0	0
308	94049040	Articles of bedding/furnishing nes, man-made fibre stuffed	20		0	0	0



309	94049010	Articles of bedding/furnishings, feather or down stuffed	20		0	0	0
310	94049020	Articles of bedding/furnishings, animal hair stuffed	20		0	0	0
311	94049030	Articles of bedding/furnishings, silk wadding stuffed	20		0	0	0
312	94054090	Electric lamps & lighting fittings, nes	10	5	0	0	0
313	96190010	Diapers and napkins	7.5		0	0	0

#### Annexure – II - Utilization of Tariff Lines at Port Qasim

<b>0303.1900</b>	<b>3903.1910</b>	<b>6103.2900</b>	<b>6115.9600</b>	<b>8213.0000</b>
<b>0303.3900</b>	4107.1200	6103.3200	6116.1000	8414.9090
<b>0303.5300</b>	4202.2900	6103.3300	6201.99000	8507.9000
<b>0303.8900</b>	4202.9100	6103.3900	6203.2200	9018.9090
<b>0306.1700</b>	4203.2990	6103.4200	6203.4200	9404.9000
<b>0506.9090</b>	4420.1000	6103.4300	6203.4900	9506.6210
<b>0603.9000</b>	5205.1100	6103.4900	6208.9100	9506.6290
<b>1207.4000</b>	5205.1200	6104.3200	6216.0010	9506.6990
<b>1302.3210</b>	5205.2200	6104.3900	6302.31100	9506.6990
<b>1302.3900</b>	5208.1200	6104.6200	6302.3190	9506.7000
<b>1404.9050</b>	5208.1300	6104.6900	6302.6010	9506.9990
<b>2301.2010</b>	5209.1200	6105.1000	6305.2000	6110.2000
<b>2501.0020</b>	5209.1900	6105.9000	6305.3900	
<b>2510.1000</b>	5209.4200	6106.9000	6402.9900	
<b>2523.1000</b>	5209.5100	6107.1100	7005.2900	
<b>2526.1010</b>	5209.5200	6109.1000	7403.1900	
<b>2529.2100</b>	5211.1200	6109.9090	7403.2100	

<b>2601.1100</b>	5211.4200	6110.2000	7601.1000	
<b>2905.4500</b>	5513.12100	6110.9000	7601.2000	
<b>3204.15100</b>	5513.13100	6115.9500	8203.2000	

### Annexure – III: Utilization of Tariff Lines at Karachi Port

<b>301</b>	<b>120</b>	<b>411</b>	<b>520</b>	<b>5513</b>	<b>7601.</b>	<b>0303.</b>	<b>0506.</b>	<b>2301.</b>	<b>2529.</b>	<b>3903.</b>	<b>4203.</b>	<b>5206.</b>	<b>5210.</b>	<b>5603.</b>	<b>6302.</b>
<b>.19</b>	<b>7.4</b>	<b>2</b>	<b>8.21</b>	<b>.121</b>	<b>2</b>	<b>8900,</b>	<b>1000</b>	<b>2010</b>	<b>2200</b>	<b>1990</b>	<b>2100,</b>	<b>1200</b>	<b>2100</b>	<b>9100</b>	<b>1090,</b>
303.	1211	4202	5208	5514	8212.	0303.	0506.	2302.	2601.	3903.	4203.	5206.	5211.	5905.	6302.
26	.9	.119	.22	.112	1	8900,	9010	5000	1200	3000	2910	2100	1200	0000	3190
303.	1301	4202	5209	5514	8212.	0304.	0506.	2501.	2602.	3906.	4203.	5206.	5211.	6005.	6302.
29	.909	.29	.11	.121	2	9500	9090	0010	0000	9090	2990	2200	2000	9090	6010
303.	1302	4203	5209	6103	9018.	0304.	0508.	2501.	2607.	3907.	4420.	5208.	5211.	6006.	6802.
33	.321	.101	.12	.49	909	9900	0010	0020	0000	4000	9090	1100	3900	2400	2300
303.	1404	4203	5209	6104	9506.	0305.	0805.	2501.	2608.	3907.	5102.	5208.	5211.	6103.	6802.
39	.909	.109	.19	.39	621	1000	2910	0090	0000	6910	1900	1200	4200	3900	2900
303.	1604	4203	5209	6104	9506.	0305.	1006.	2505.	2610.	3907.	5102.	5208.	5211.	6103.	6802.
49	.201	.21	.22	.62	699	3900	3090	1000	0000	9900	2000	1300	5200	4900	9900
303.	2009	4203	5209	6104	9506.	0305.	1207.	2506.	2617.	3915.	5202.	5208.	5212.	6104.	6815.
53	.39	.299	.39	.69	999	3900,	3000	1000	1000	9000	9100	1900	1100	4900	9910
303.	2501	4203	5209	6105	0302.	0305.	1207.	2515.	2817.	3920.	5202.	5208.	5212.	6104.	6815.
54	.002	.3	.42	.1	4300	5900	4000	1200	0000	1000	9900	3200,	1200,	6300	9910,
303.	2501	4420	5210	6109	0303.	0305.	1207.	2515.	2905.	3920.	5205.	5208.	5212.	6115.	6815.
59	.003	.1	.11	.1	1900	7900	4000,	2000	4500	6200	1100	5100	1500	9500	9990
303.	2501	5205	5210	6109	0303.	0306.	1207.	2516.	2925.	3923.	5205.	5208.	5212.	6115.	6914.
89	.009	.11	.21	.909	1900,	1700	9900	1100	2100	5000	1200	5200	2100	9500,	9000
304.	2526	5205	5211	6116	0303.	0307.	1211.	2519.	2930.	4003.	5205.	5209.	5212.	6116.	7103.
49	.101	.12	.12	.1	2600	1200	9000	1000	2090	0000	1200,	1100	2200	1000	1000
304.	2526	5205	5211	6116	0303.	0307.	1302.	2520.	3204.	4104.	5205.	5209.	5212.	6203.	7402.
95	.2	.22	.39	.93	2900	1200,	3210	1010	1510	4900	1200,	1200	2300	2200	0000
305.	2529	5205	5211	6203	0303.	0307.	1302.	2521.	3402.	4105.	5205.	5209.	5513.	6203.	7402.
39	.21	.23	.42	.22	3300	3200	3290	0000	1110	3000	1300	1900	1210	3200	0000,
306.	2530	5205	5211	6203	0303.	0307.	1302.	2523.	3503.	4107.	5205.	5209.	5513.	6203.	7403.
14	.909	.24	.51	.43	3300,	4300	3900	1000	0010	1200	1400	2200	1310,	3300,	1900
306.	3005	5205	5212	6204	0303.	0307.	1404.	2525.	3503.	4107.	5205.	5209.	5513.	6203.	7403.
17	.909	.32	.12	.52	4900	5200	9050	1000	0090	9200	2200	3100	2100	4200	2100
307.	3402	5206	5212	6307	0303.	0307.	1504.	2526.	3824.	4113.	5205.	5209.	5514.	6203.	7601.
43	.119	.21	.22	.102	5300	5200,	2000	1010	9999	1000	2300	3200	1120	4200,	1000

307. 52	3402 .9	5206 .22	5212 .23	6307 .909	0303. 5400	0307. 7900	1605. 5400	2526. 1090	3901. 4000	4113. 9000	5205. 2400	5209. 3900	5514. 1210	6203. 4300	7601. 2000
307. 79	3809 .919	5208 .12	5407 .1	7103 .1	0303. 5400,	0308. 3000	2009. 1100	2526. 2000	3902. 9000	4202. 2900	5205. 3200	5209. 4200	5514. 2200	6203. 4900	8212. 1000
506. 909	3906 .909	5208 .13	5509 .11	7402	0303. 5900	0403. 9000	2106. 9020	2529. 1000	3903. 1910	4203. 1010	5205. 3400	5209. 5200,	5601. 2100	6209. 2010	8212. 1000,
120 7.3	4015 .19	5208 .19	5512 .111	7403 .21	0303. 8900	0502. 9000	2301. 1000	2529. 2100	3903. 1920	4203. 1090	5205. 4200	5210. 1100	5603. 1100	6301. 3000	8413. 9110

#### Annexure – IV - Composition of Already Liberalized Products for Pakistan (other than 313 TLs)

##### Sectoral Summary of Tariff Lines other than 313

Sectors	# TLs
Chemicals ( <i>Medicaments, matches, Disodium carbonate, adhesive plasters, dressing articles, HCL, finishing agents, printing ink, pigments, insecticides, acids etc., p-Xylene, Styrene, Propene, Natural uranium, potassium chloride, Ethylene, Methanol, Silicon, Benzene other organic and in organic chemicals etc.</i> )	757
Textiles (Fabric of cotton, denim & others, polyester yarn, cabled yarn, sewing thread, warp knit, terry fabrics and other intermediates, <u>Cellulose filament, synthetic fabric, polyester fabric, other fabrics, staple and other fibres</u> )	515
Machinery (Gas turbines, engines, parts of machinery, accessories, disk drives, parts, spark ignition, air or gas compressors, CD drives, engines, flow valves, etc.)	384
Iron and steel (Tubes, pipes, structures, ferrous waste, tubes & pipes, ingots, tracks, flat rolled products, angles shapes, bars, rods, <u>ferro-alloys</u> etc.)	219
Electrical equipment ( <u>Electronic ICs cell phones, diodes, printed circuits, apparatus, transformers, resistors, motors, microphones, others</u> )	197
Other base metals (Copper, aluminum, nickel, zinc, plates, sheets, strip, bars, rods, razors, tubes & pipes, lead, knives, magnesium, lead etc.)	174
Mineral products (Petroleum, metal ores & concentrates, coal and other)	165
Medical or surgical instruments	118
Wood and articles	110
Plant Products (Roots, barley, leguminous, grain, dates, citrus, oats, vegetables, cinnamon, onions, rye, lettuce, coconuts, etc.)	104
Misc manufactured articles (Seats, furniture, gym equipment, games, cycles etc.)	86
Animals and Products (Crustaceans, shrimps, live animals, poultry, birds' eggs, molluscs etc.)	86
Apparel (Jerseys, bed linen, made-up clothing, curtains, tarpaulins)	76
Vehicles (aircrafts, parts, light vessels, aircraft, vessels, rail locomotives, etc.)	77
Oil Seeds (soybeans, rape or colza, seeds, fats of bovine animals, sunflowers, Swedes, groundnuts)	73
Prepared Food Stuff (Flours, meals, pellets, residues of starch, beer, preparations, oilcake, bran, jams & jellies, ethyl alcohol etc.)	57
Pearls and precious stones (Diamonds, platinum, precious stones, silver, gold, coins etc.)	54

Plastics, Articles of plastic (Polyacetals, plates, sheets, polymers, self adhesives, amino & petroleum resins, polymers, tubes, pipes, cellulose, acrylic)	47
Paper and paperboard (Chemical pulp, waste & scrap, wood pulp, printed books, maps, plans etc)	35
Leather (Raw hides, tanned crusts, articles of apparel, prepared leather)	25
Articles of stone, plaster	19
Rubber (Synthetic rubber, articles, new pneumatic tyres, inner tubes)	8
Glass and glassware (Glass in balls, safety glass, labware, glass fibre)	6
Works of art (antiques and collection)	2
Grand Total	3394

Source: Ministry of Commerce

Annexure – V Composition of Liberalized Products in 5 years for Pakistan

### Sectoral Summary of Tariff Lines liberalized in coming 5 years other than 313

Sectors	# TLs
Machinery (Air or vacuum pumps, ball or roller bearings, transmission shafts, pumps, dishwashing machines, tools, compression ignition, weaving & knitting machines and others)	358
Other base metals (Tools, plates, knives & cutting blades, bars, rods, copper foil, tin bars, handsaws, plates, cermets, titanium, copper & articles, padlocks, etc.)	132
Chemicals (artificial corundum, chemical preps, inorganic colouring matters, glaziers' putty, anti-knock preps, photo films, reaction initiators, biodiesel, tanning substances, surface active agents etc.)	114
Electrical equipment (transformers, electromagnets, generating sets, motors, insulating fittings, electric filaments, other electric equipments)	114
Iron and steel (Flat-rolled products, tube or pipe fittings, screws, bolts, wires, springs, bars, sheet, sheet pilings, articles etc.)	97
Medical or surgical instruments	72
Textiles (Technical use articles, tyre cords, rubberized fabrics, woven fabrics, wall coverings and others)	68
Vehicles (Tractor parts, trailers, rafts, yachts, tractors, etc.)	49
Rubber (Compounded rubber, synthetic rubber, vulcanized rubber, plates, sheets, strip, etc.)	46
Wood and articles	32
Plastics, Articles of plastic (Polyamides, acrylic, polymers, plates, resins, cellulose, amino-resins, ion exchangers, polymers, polyacetals)	30
Articles of stone, plaster	20
Mineral products (Petroleum oils, coke, bituminous mastics, bitumen, cement clinkers, pitch)	19
Glass and glassware	15
Footwear and headgear	12
Leather (Raw skins & hides, other raw hides, articles of leather)	12
Ceramics	12
Plant Products (Leguminous vegetables etc.)	9
Paper and paperboard	7
Oil seeds, lac, gums, fats and oils (Swedes, mangolds, fodder roots etc.)	5
Pearls and precious stones	4

Animal Products (Amberigus)	3
Misc manufactured articles	2
Prepared Food Stuff	2
Works of art	1
Grand Total	1235

Annexure – VI Composition of Liberalized Products in coming 10 years for Pakistan

### Sectoral Summary of Tariff Lines liberalized in 10 years other than 313

	TLs
Animal and Animal Products (Frozen and fresh fish, crustaceans, poultry, fillets, cut flowers, molluscs)	197
Machinery (Printing machiners, engines, motors, pumps, air or vaccum pumps, dishwashers, centrifuges, refrigerators, converters, etc.)	168
Electrical equipment (Transmission apparatus, transformers, parts, Motors, apparatus, waste & scrap, microphones, parts, microphones, cells, monitors, ignition equipment, accumulators, electrodes etc.)	130
Plant Products (Strawberries, grapes, bananas, nuts, coconuts, apricots, apples, melons, vegetables, roots, malt, vegetables, ginger, anis seeds, mate etc.)	101
Medical or surgical instruments	96
Chemicals (Glues, lubricants, paints, varnishes, shoe polishes, albumins, mixtures, beauty preps, pigments, surfaces active agents, printing inks and others)	85
Vehicles (Parts/accessories, bicycles, etc.)	69
Textiles (woven fabrics, tulle, impregnated fabrics, woven fabrics, carpets, wading, flax yarn etc.)	55
Prepared Food Stuff (Prepared vegetables, cocoa, ethyl alcohol, fruits, chocolate, preserved fish, sauces, waters, yeasts, etc.)	50
Plastics (Articles for conveyance, polyamides, tubes, plates, coverings, monofilament, polymers, articles, tableware, kitchenware, polyacetals, baths, plates, polymers)	45
Other base metals (Base metals, aluminium, copper articles, padlocks, clasps, spanners, casks, drums, etc.)	40
Iron and steel (Screws, bolts, nuts, flat rolled products, bars, rods, wires, nails etc.)	31
Misc manufactured (articles Slide fasteners, typewriters, brooms, buttons, ball-points, lamps, scent sprays, sanitary towels etc.)	31
Oil seeds, lac, gums, fats and oils (Locust beans, veg materials, hop cones, veg saps, cereal straw, copra etc.)	28
Glass and glassware (Articles, glass fibre, envelopes, carboy, etc.)	22
Arms and ammunition	21
Articles of stone, plaster	19
Rubber	14
Mineral products (Petroleum)	10
Wood articles, Work of art, Ceramics, Leather, Pearl, Footwear, Apparel, Paper and paperboard	24
Grand Total	1236

