


Pakistan – South Korea Trade Relationship



The bilateral relations between Pakistan and South Korea have been traditional, which varies across socio-economic and people to people exchanges at different level. The bilateral trade between the two countries remains tilted in favor of South Korea, as the trade deficit continue a significant increase from \$ 489 million in 2016 to \$ 878 million in 2020.

On the contrary, Pakistan exports are recording a declining trend and its has decrease by annual compound rate of 7 percent from 2016 to 2020. Whereas imports from South Korea have considerable being increase to \$1.06 billion in 2020 from \$ 739 million in 2016 and recording a compound annual growth of 7 percent.

ECONOMIC INDICATORS

Capital: Seoul
 GDP (PPP): \$2.2 Tn (2021 est)
 GDP Per Capita: \$47,027 (PPP 2021 est)
 GDP Growth: 4.0% in 2021 est
 Population: 51.30 million
 Exports of Goods in 2020: \$ 512.78 bn
 Imports of Goods in 2020 \$ 467.54 bn

SOUTH KOREA GLOBAL TOP 10 TRADE ITEMS

Import Items	\$ (Mn)	Export items	\$ (Mn)
Electrical machinery and equipment	94,106	Electrical machinery and equipment	159,680
Mineral fuels, mineral oils	86,553	Machinery, mechanical appliances,	67,885
Machinery, mechanical appliances,	57,360	Vehicles other than railway or tramway	54,152
Optical, photographic, cinematographic,	19,381	Plastics and articles thereof	31,561
Vehicles other than railway or tramway	18,202	Mineral fuels, mineral oils and products	25,399
Ores, slag and ash	15,896	Optical, photographic, cinematographic	20,058
Organic chemicals	12,093	Iron and steel	19,743
Plastics and articles thereof	11,484	Ships, boats and floating structures	18,731
Iron and steel	11,120	Organic chemicals	15,374
Pharmaceutical products	7,964	Articles of iron or steel	7,927

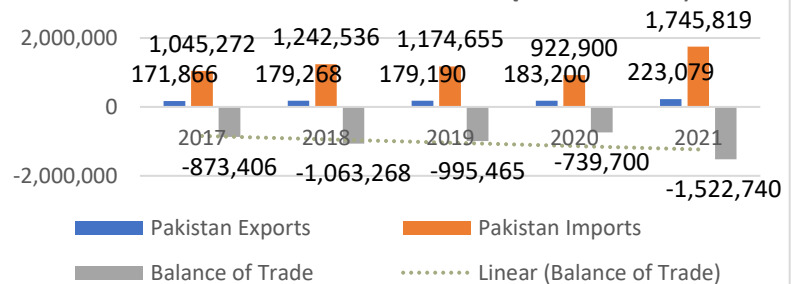
MAJOR CHALLENGES

- 1: High Tariffs
- 2: SPS measures
- 3: Inefficient Quarantine department in Pakistan
- 4: Supply Chain disruption amid Covid-19
- 5: Restriction on In-person Business

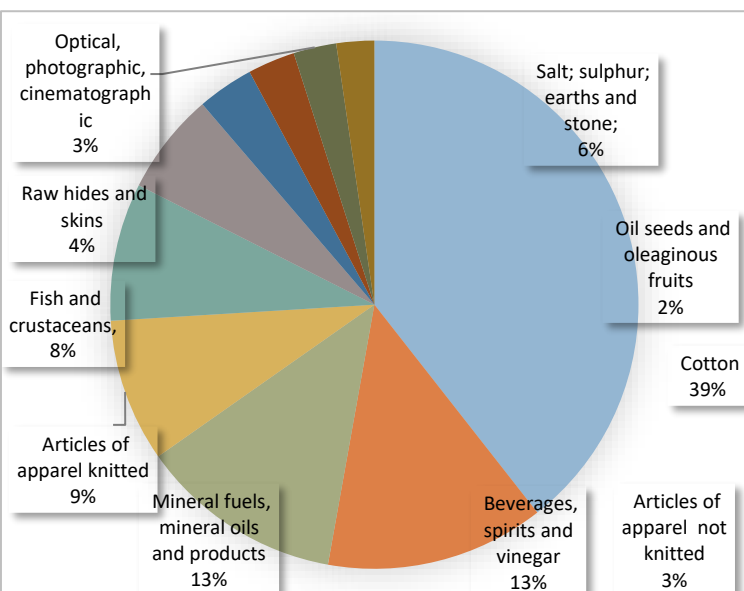
EXPORT POTENTIAL

- 1: Ethyl Alcohol & Naphtha
- 2: Cotton, Woven Fabrics
- 3: Sea food: Crab, Shrimp
- 4: Salt
- 5: Fruits: Mango, Dates,
- 6: Animal Feeds: Hay

PAK-SOUTH KOREA TRADE (2017-2021)



EXPORTS TO SOUTH KOREA IN 2017



IMPORTS FROM SOUTH KOREA IN 2020

